











Combination Starter Non Reversing Fast Bus FLA Range 35-45A 3 Pole 24VDC
Coil S2 Open Type 1NO (<>) 1NC Aux

product brand name	SIRIUS
product designation	non-fused motor starter 3RA2
design of the product	direct starter
manufacturer's article number	
<ul style="list-style-type: none"> • of the supplied contactor • of the supplied circuit-breakers • of the supplied busbar adapter • of the supplied link module 	3RT2036-1NB30 3RV2031-4VA15 8US1261-6MT10 3RA2931-1AA00
General technical data	
size of the circuit-breaker	S2
size of load feeder	S2
product extension auxiliary switch	Yes
insulation voltage with degree of pollution 3 at AC rated value	690 V
degree of pollution	3
surge voltage resistance rated value	6 kV
shock resistance according to IEC 60068-2-27	6g / 11 ms
mechanical service life (operating cycles) of contactor typical	10 000 000
type of assignment	2
Ambient conditions	
ambient temperature	
<ul style="list-style-type: none"> • during operation • during storage • during transport 	-20 ... +60 °C -50 ... +80 °C -55 ... +80 °C
Main circuit	
number of poles for main current circuit	3
design of the switching contact	electromechanical
adjustable current response value current of the current-dependent overload release	35 ... 45 A
operating voltage	
<ul style="list-style-type: none"> • rated value • at AC-3 rated value maximum 	690 V 690 V
operating frequency rated value	50 ... 60 Hz
operational current at AC-3 at 400 V rated value	41 A
operating power at AC-3	
<ul style="list-style-type: none"> • at 400 V rated value 	22 000 W
Control circuit/ Control	
control supply voltage at AC	
<ul style="list-style-type: none"> • at 50 Hz rated value • at 50 Hz rated value • at 60 Hz rated value • at 60 Hz rated value 	24 V 20 ... 33 V 24 V 20 ... 33 V
control supply voltage at DC	
<ul style="list-style-type: none"> • rated value • rated value 	24 V 20 ... 33 V
inductive power factor with the holding power of the coil	1
holding power of magnet coil at DC	1 W
Auxiliary circuit	
number of NC contacts for auxiliary contacts	2
number of NO contacts for auxiliary contacts	2
Protective and monitoring functions	
trip class	CLASS 10

design of the overload release	thermal (bimetallic)				
response value current of instantaneous short-circuit trip unit	585 A				
UL/CSA ratings					
yielded mechanical performance [hp]					
<ul style="list-style-type: none"> for single-phase AC motor <ul style="list-style-type: none"> at 110/120 V rated value 	3 hp				
Short-circuit protection					
product function short circuit protection	Yes				
design of the short-circuit trip	magnetic				
conditional short-circuit current (I_q)					
<ul style="list-style-type: none"> at 400 V according to IEC 60947-4-1 rated value 	100 000 A				
Installation/ mounting/ dimensions					
mounting position	vertical				
fastening method	for snapping onto 60 mm busbar systems				
height	350 mm				
width	55 mm				
depth	208 mm				
required spacing					
<ul style="list-style-type: none"> for grounded parts <ul style="list-style-type: none"> forwards backwards upwards at the side downwards for live parts <ul style="list-style-type: none"> forwards backwards upwards downwards at the side 	0 mm 6 mm 50 mm 10 mm 10 mm 0 mm 6 mm 50 mm 10 mm 10 mm				
Connections/ Terminals					
type of electrical connection for main current circuit	screw-type terminals				
type of connectable conductor cross-sections for main contacts stranded	1 ... 35 mm ² , 2x (1 ... 16 mm ²)				
connectable conductor cross-section for main contacts finely stranded with core end processing	1 ... 25 mm ²				
Safety related data					
B10 value with high demand rate according to SN 31920	1 000 000				
proportion of dangerous failures with high demand rate according to SN 31920	73 %				
protection class IP on the front according to IEC 60529	IP20				
touch protection on the front according to IEC 60529	finger-safe, for vertical contact from the front				
Certificates/ approvals					
General Product Approval	For use in hazardous locations	Declaration of Conformity			
Confirmation	 UL		 ATEX	 EG-Konf.	
Test Certificates	Marine / Shipping				
Special Test Certificate	 ABS	 BUREAU VERITAS	 LRS	 PRS	 RINA
Marine / Shipping	other	Railway	Dangerous Good		



[Confirmation](#)

[Vibration and Shock](#)

[Transport Information](#)

Further information

Siemens has decided to exit the Russian market (see here).

<https://press.siemens.com/global/en/pressrelease/siemens-wind-down-russian-business>

Siemens is working on the renewal of the current EAC certificates.

Please contact your local Siemens office on the status of validity of the EAC certification if you intend to import or offer to supply these products to an EAC relevant market (other than the sanctioned EAEU member states Russia or Belarus).

Information on the packaging

<https://support.industry.siemens.com/cs/ww/en/view/109813875>

Information- and Downloadcenter (Catalogs, Brochures,...)

<https://www.siemens.com/ic10>

Industry Mall (Online ordering system)

<https://mall.industry.siemens.com/mall/en/en/Catalog/product?mlfb=3RA2135-4VD36-0NB3>

Cax online generator

<http://support.automation.siemens.com/WW/CAXorder/default.aspx?lang=en&mlfb=3RA2135-4VD36-0NB3>

Service&Support (Manuals, Certificates, Characteristics, FAQs,...)

<https://support.industry.siemens.com/cs/ww/en/ps/3RA2135-4VD36-0NB3>

Image database (product images, 2D dimension drawings, 3D models, device circuit diagrams, EPLAN macros, ...)

http://www.automation.siemens.com/bilddb/cax_de.aspx?mlfb=3RA2135-4VD36-0NB3&lang=en

Characteristic: Tripping characteristics, I²t, Let-through current

<https://support.industry.siemens.com/cs/ww/en/ps/3RA2135-4VD36-0NB3/char>

Further characteristics (e.g. electrical endurance, switching frequency)

<http://www.automation.siemens.com/bilddb/index.aspx?view=Search&mlfb=3RA2135-4VD36-0NB3&objecttype=14&gridview=view1>

last modified:

12/15/2020