



FUSELESS LOAD FEEDER REVERSING OPERATION, 400 V AC, S00 0.18 TO 0.25A 3K W, 110/120 V AC 50/60 HZ SCREW TERMINAL FOR 60 MM BUSBAR SYSTEMS TYPE OF COORDINATION 2, IQ = 150 KA (ALSO FULFILLS TYPE OF COORDINATION 1) 1NC (CONTACTOR)

product brand name	SIRIUS
product designation	non-fused load feeders 3RA2
design of the product	reversing starter
manufacturer's article number	
<ul style="list-style-type: none"> <li>• of the supplied contactor</li> <li>• of the supplied circuit-breakers</li> <li>• of the supplied RS assembly kit</li> <li>• of the supplied busbar adapter</li> <li>• of the supplied link module</li> </ul>	<a href="#">3RT2015-1AK62</a> <a href="#">3RV2011-0CA10</a> <a href="#">8US1250-5AS10</a> <a href="#">8US1251-5DS10</a> <a href="#">3RA1921-1DA00</a>
<b>General technical data</b>	
size of the circuit-breaker	S00
size of load feeder	S00
product extension auxiliary switch	Yes
insulation voltage with degree of pollution 3 at AC rated value	690 V
degree of pollution	3
surge voltage resistance rated value	6 kV
shock resistance according to IEC 60068-2-27	6g / 11 ms
mechanical service life (operating cycles) of contactor typical	30 000 000
type of assignment	2
Substance Prohibitance (Date)	10/01/2009
<b>Ambient conditions</b>	
ambient temperature	
<ul style="list-style-type: none"> <li>• during operation</li> <li>• during storage</li> <li>• during transport</li> </ul>	-20 ... +60 °C -50 ... +80 °C -50 ... +80 °C
<b>Main circuit</b>	
number of poles for main current circuit	3
design of the switching contact	electromechanical
adjustable current response value current of the current-dependent overload release	0.18 ... 0.25 A
operating voltage	
<ul style="list-style-type: none"> <li>• rated value</li> <li>• at AC-3 rated value maximum</li> </ul>	690 V 690 V
operating frequency rated value	50 ... 60 Hz
operational current at AC-3 at 400 V rated value	0.2 A
operating power at AC-3	
<ul style="list-style-type: none"> <li>• at 400 V rated value</li> <li>• at 500 V rated value</li> <li>• at 690 V rated value</li> </ul>	60 W 90 W 90 W
<b>Control circuit/ Control</b>	

control supply voltage at AC		
• at 50 Hz rated value		110 V
• at 60 Hz rated value		120 V
apparent holding power of magnet coil at AC		4.2 VA
Protective and monitoring functions		
trip class		CLASS 10
design of the overload release		thermal (bimetallic)
response value current of instantaneous short-circuit trip unit		3.25 A
Short-circuit protection		
product function short circuit protection		Yes
design of the short-circuit trip		magnetic
conditional short-circuit current (I <sub>q</sub> )		
• at 690 V according to IEC 60947-4-1 rated value		100 000 A
• at 400 V according to IEC 60947-4-1 rated value		153 000 A
• at 500 V according to IEC 60947-4-1 rated value		100 000 A
Installation/ mounting/ dimensions		
mounting position		vertical
fastening method		for snapping onto 60 mm busbar systems
height		200 mm
width		90 mm
depth		155.1 mm
required spacing		
• for grounded parts		
— forwards		0 mm
— backwards		0 mm
— upwards		20 mm
— at the side		9 mm
— downwards		10 mm
• for live parts		
— forwards		0 mm
— backwards		0 mm
— upwards		20 mm
— downwards		10 mm
— at the side		9 mm
Connections/ Terminals		
type of electrical connection for main current circuit		screw-type terminals
type of connectable conductor cross-sections for main contacts stranded		0.5 ... 4 mm², 2x (0.75 ... 2.5 mm²)
connectable conductor cross-section for main contacts finely stranded with core end processing		0.5 ... 2.5 mm²
Safety related data		
B10 value with high demand rate according to SN 31920		1 000 000
proportion of dangerous failures with high demand rate according to SN 31920		73 %
protection class IP on the front according to IEC 60529		IP20
touch protection on the front according to IEC 60529		finger-safe, for vertical contact from the front
Certificates/ approvals		
General Product Approval		For use in hazardous locations
		Declaration of Conformity

[Confirmation](#)






Test Certificates

Marine / Shipping

[Special Test Certificate](#)

[Type Test Certificates/Test Report](#)



Marine / Shipping	other	Railway
 RINA	 RMRS	 DNV GL

[Confirmation](#)

[Vibration and Shock](#)

#### Further information

**Siemens has decided to exit the Russian market (see here).**

<https://press.siemens.com/global/en/pressrelease/siemens-wind-down-russian-business>

**Siemens is working on the renewal of the current EAC certificates.**

Please contact your local Siemens office on the status of validity of the EAC certification if you intend to import or offer to supply these products to an EAC relevant market (other than the sanctioned EAEU member states Russia or Belarus).

**Information on the packaging**

<https://support.industry.siemens.com/cs/ww/en/view/109813875>

**Information- and Downloadcenter (Catalogs, Brochures,...)**

<https://www.siemens.com/ic10>

**Industry Mall (Online ordering system)**

<https://mall.industry.siemens.com/mall/en/en/Catalog/product?mlfb=3RA2210-0CD15-2AK6>

**Cax online generator**

<http://support.automation.siemens.com/WW/CAXorder/default.aspx?lang=en&mlfb=3RA2210-0CD15-2AK6>

**Service&Support (Manuals, Certificates, Characteristics, FAQs,...)**

<https://support.industry.siemens.com/cs/ww/en/ps/3RA2210-0CD15-2AK6>

**Image database (product images, 2D dimension drawings, 3D models, device circuit diagrams, EPLAN macros, ...)**

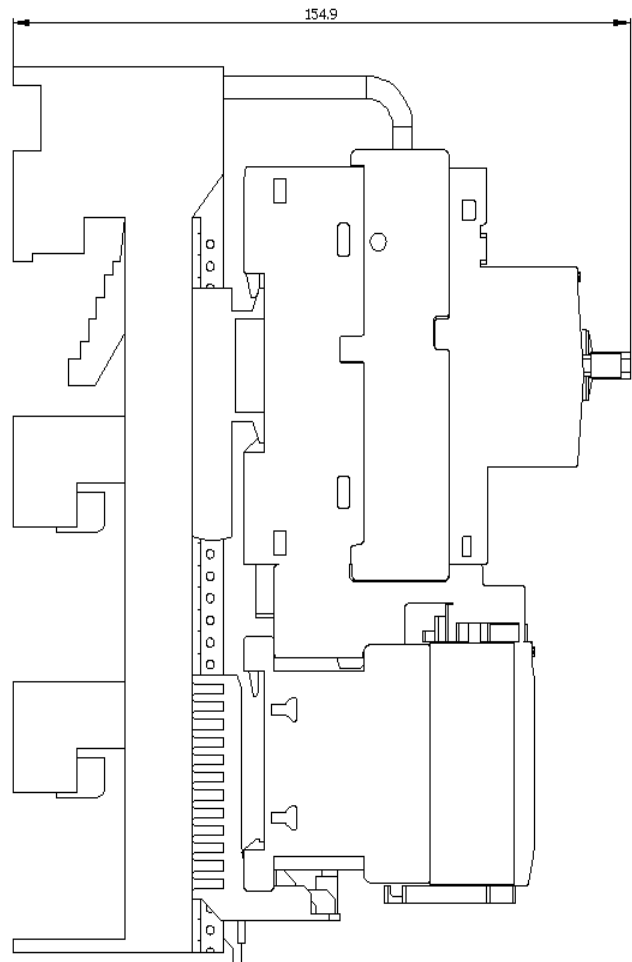
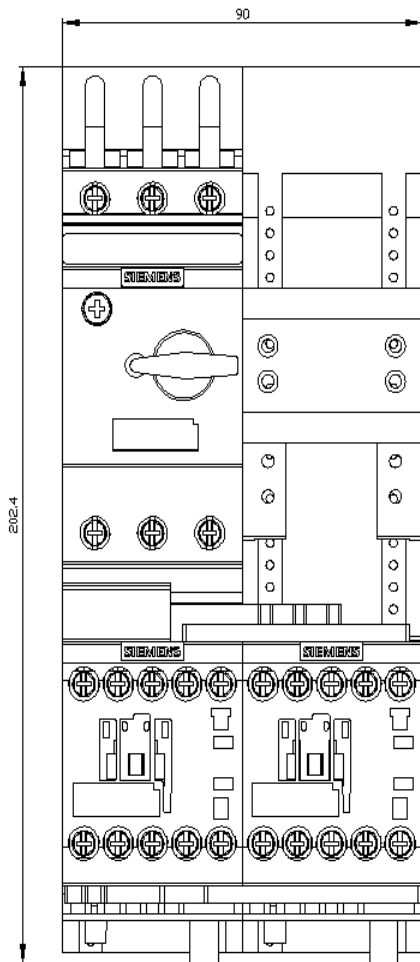
[http://www.automation.siemens.com/bilddb/cax\\_de.aspx?mlfb=3RA2210-0CD15-2AK6&lang=en](http://www.automation.siemens.com/bilddb/cax_de.aspx?mlfb=3RA2210-0CD15-2AK6&lang=en)

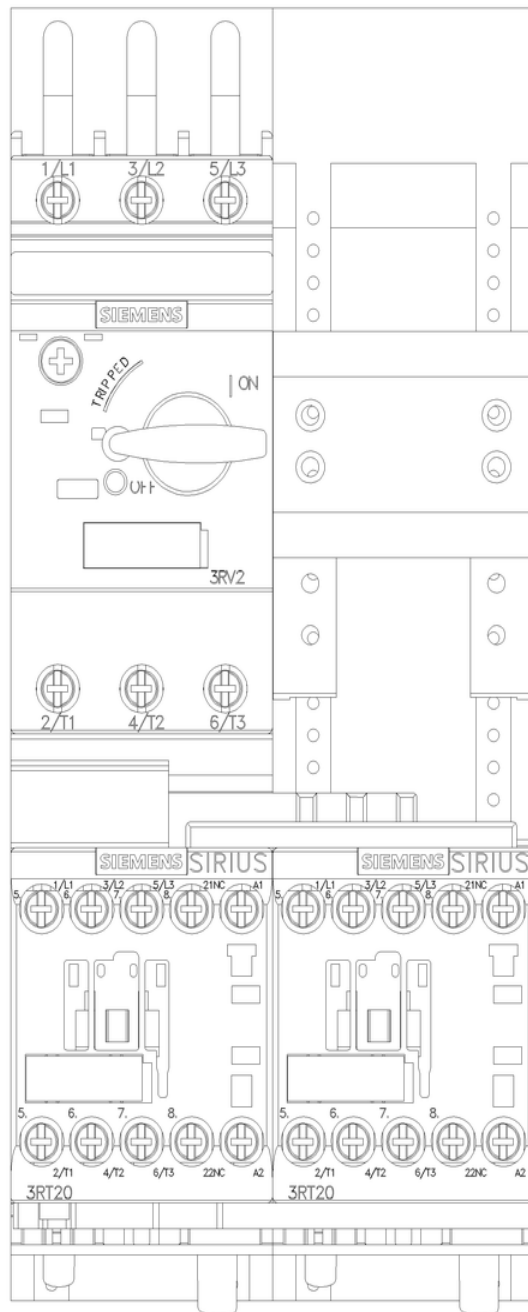
**Characteristic: Tripping characteristics, I<sup>2</sup>t, Let-through current**

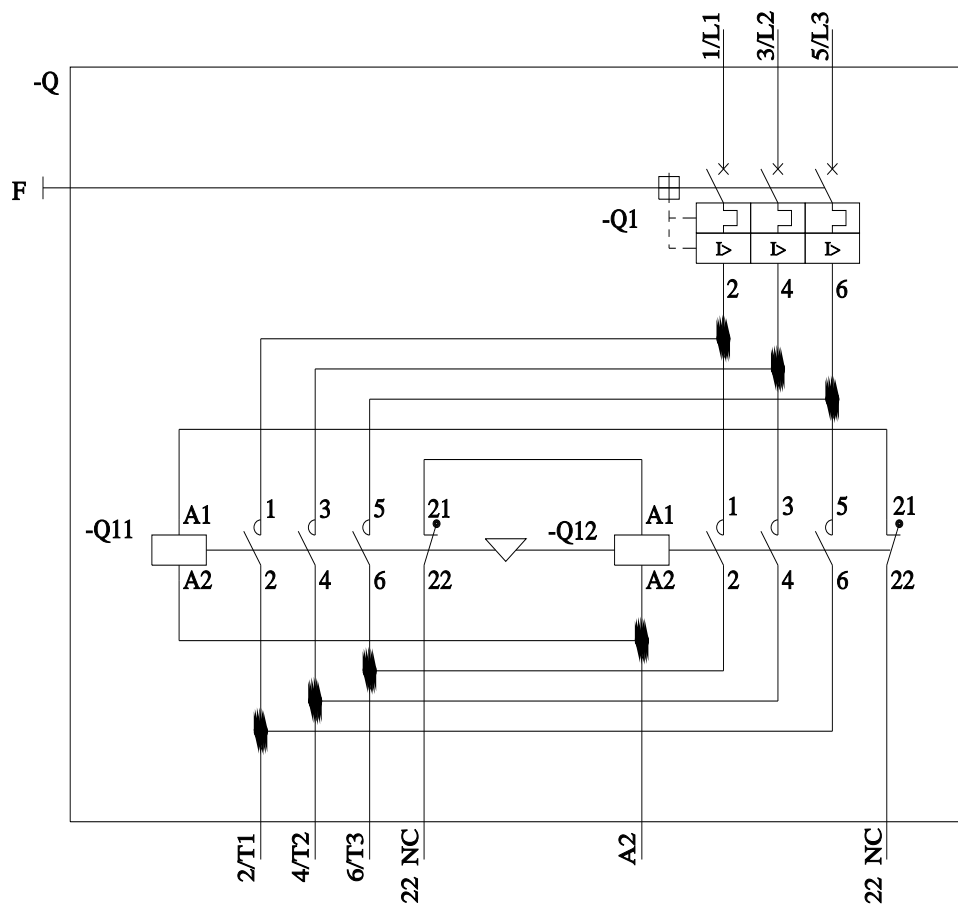
<https://support.industry.siemens.com/cs/ww/en/ps/3RA2210-0CD15-2AK6/char>

**Further characteristics (e.g. electrical endurance, switching frequency)**

<http://www.automation.siemens.com/bilddb/index.aspx?view=Search&mlfb=3RA2210-0CD15-2AK6&objecttype=14&gridview=view1>







last modified:

12/29/2021 