



Load feeder fuseless, Reversing duty 400 V AC, Size S00 0.22...0.32 A 230 V AC
Spring-type terminal for installation on standard mounting rail (also fulfills type of coordination 1) Type of coordination 2, I_q = 150 kA 1 NC (contactor)

product brand name	SIRIUS
product designation	Reversing starter
design of the product	for standard rail or screw mounting
product type designation	3RA22
manufacturer's article number	
• of the supplied contactor	3RT2015-2AP02
• of the supplied circuit-breakers	3RV2011-0DA20
• of the supplied link module	3RA2911-2AA00
General technical data	
size of the circuit-breaker	S00
size of load feeder	S00
power loss [W] for rated value of the current	
• at AC in hot operating state per pole	2 W
• without load current share typical	4.2 W
insulation voltage with degree of pollution 3 at AC rated value	690 V
surge voltage resistance rated value	6 kV
degree of protection NEMA rating	other
shock resistance according to IEC 60068-2-27	6g / 11 ms
mechanical service life (operating cycles) of contactor typical	30 000 000
type of assignment	2
type of protection according to ATEX directive 2014/34/EU	Ex II (2) GD
certificate of suitability according to ATEX directive 2014/34/EU	DMT 02 ATEX F 001
reference code according to IEC 81346-2:2019	Q
Substance Prohibitance (Date)	10/01/2009
Ambient conditions	
ambient temperature	
• during operation	-20 ... +60 °C
• during storage	-50 ... +80 °C
• during transport	-50 ... +80 °C
temperature compensation	-20 ... +60 °C
relative humidity during operation	10 ... 95 %
Main circuit	
number of poles for main current circuit	3
design of the switching contact	electromechanical
adjustable current response value current of the current-dependent overload release	0.22 ... 0.32 A
operating voltage	
• rated value	690 V
• at AC-3 rated value maximum	690 V
• at AC-3e rated value maximum	690 V

operating frequency rated value	50 ... 60 Hz
operational current	
• at AC-3 at 400 V rated value	0.32 A
• at AC-3e at 400 V rated value	0.32 A
operating power	
• at AC-3	
— at 400 V rated value	90 W
• at AC-3e	
— at 400 V rated value	90 kW
Control circuit/ Control	
type of voltage of the control supply voltage	AC
control supply voltage at AC	
• at 50 Hz rated value	230 V
• at 50 Hz rated value	230 ... 230 V
• at 60 Hz rated value	230 V
• at 60 Hz rated value	230 ... 230 V
apparent holding power of magnet coil at AC	4.2 VA
• at 50 Hz	4.2 VA
• at 60 Hz	3.3 VA
inductive power factor with the holding power of the coil	0.25
• at 50 Hz	0.25
• at 60 Hz	0.25
Auxiliary circuit	
product extension auxiliary switch	Yes
Protective and monitoring functions	
trip class	CLASS 10
design of the overload release	thermal (bimetallic)
response value current of instantaneous short-circuit trip unit	4.2 A
UL/CSA ratings	
full-load current (FLA) for 3-phase AC motor	
• at 480 V rated value	0.32 A
• at 600 V rated value	0.32 A
Short-circuit protection	
product function short circuit protection	Yes
design of the short-circuit trip	magnetic
conditional short-circuit current (I_q)	
• at 400 V according to IEC 60947-4-1 rated value	150 000 A
Installation/ mounting/ dimensions	
mounting position	vertical
fastening method	screw and snap-on mounting onto 35 mm DIN rail
height	204 mm
width	90 mm
depth	97 mm
required spacing	
• for grounded parts	
— forwards	32 mm
— backwards	0 mm
— upwards	50 mm
— at the side	10 mm
— downwards	10 mm
• for live parts	
— forwards	32 mm
— backwards	0 mm
— upwards	50 mm
— downwards	10 mm
— at the side	10 mm
Connections/ Terminals	
type of electrical connection	
• for main current circuit	spring-loaded terminals
• for auxiliary and control circuit	spring-loaded terminals

Safety related data	
B10 value with high demand rate according to SN 31920	1 000 000
proportion of dangerous failures	
• with high demand rate according to SN 31920	73 %
touch protection on the front according to IEC 60529	finger-safe, for vertical contact from the front

Communication/ Protocol	
protocol is supported	
• PROFINET IO protocol	No
• PROFI-safe protocol	No
protocol is supported AS-Interface protocol	No

Certificates/ approvals		
General Product Approval	For use in hazardous locations	Declaration of Conformity

[Confirmation](#)



Test Certificates	Marine / Shipping
-------------------	-------------------

[Type Test Certificates/Test Report](#)

[Special Test Certificate](#)



Marine / Shipping	other	Railway
-------------------	-------	---------



[Confirmation](#)

[Vibration and Shock](#)

Further information

Siemens has decided to exit the Russian market (see here).

<https://press.siemens.com/global/en/pressrelease/siemens-wind-down-russian-business>

Siemens is working on the renewal of the current EAC certificates.

Please contact your local Siemens office on the status of validity of the EAC certification if you intend to import or offer to supply these products to an EAC relevant market (other than the sanctioned EAEU member states Russia or Belarus).

Information on the packaging

<https://support.industry.siemens.com/cs/ww/en/view/109813875>

Information- and Downloadcenter (Catalogs, Brochures,...)

<https://www.siemens.com/ic10>

Industry Mall (Online ordering system)

<https://mall.industry.siemens.com/mall/en/en/Catalog/product?mlfb=3RA2210-0DE15-2AP0>

Cax online generator

<http://support.automation.siemens.com/WW/CAXorder/default.aspx?lang=en&mlfb=3RA2210-0DE15-2AP0>

Service&Support (Manuals, Certificates, Characteristics, FAQs,...)

<https://support.industry.siemens.com/cs/ww/en/ps/3RA2210-0DE15-2AP0>

Image database (product images, 2D dimension drawings, 3D models, device circuit diagrams, EPLAN macros, ...)

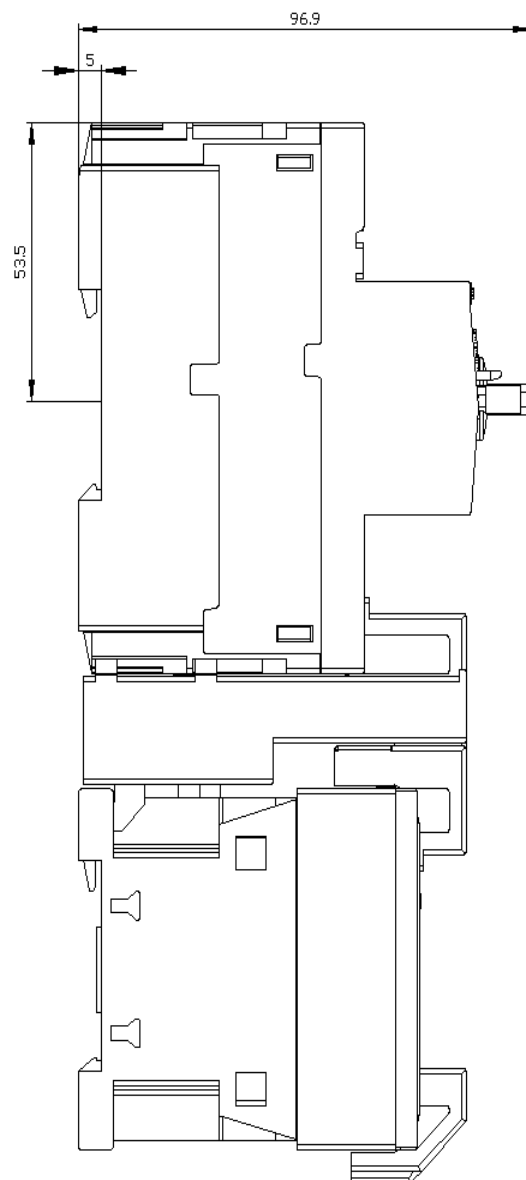
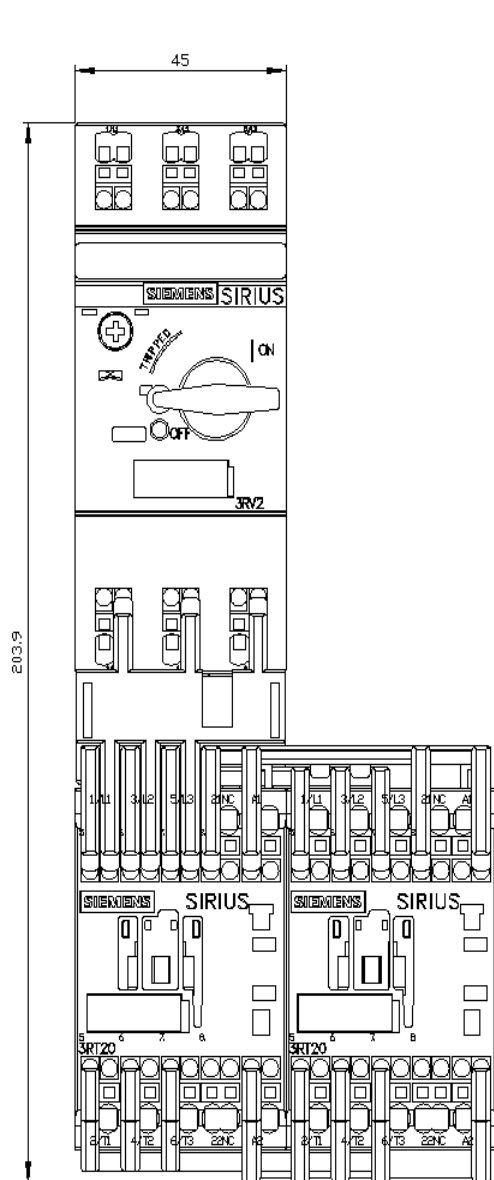
http://www.automation.siemens.com/bilddb/cax_de.aspx?mlfb=3RA2210-0DE15-2AP0&lang=en

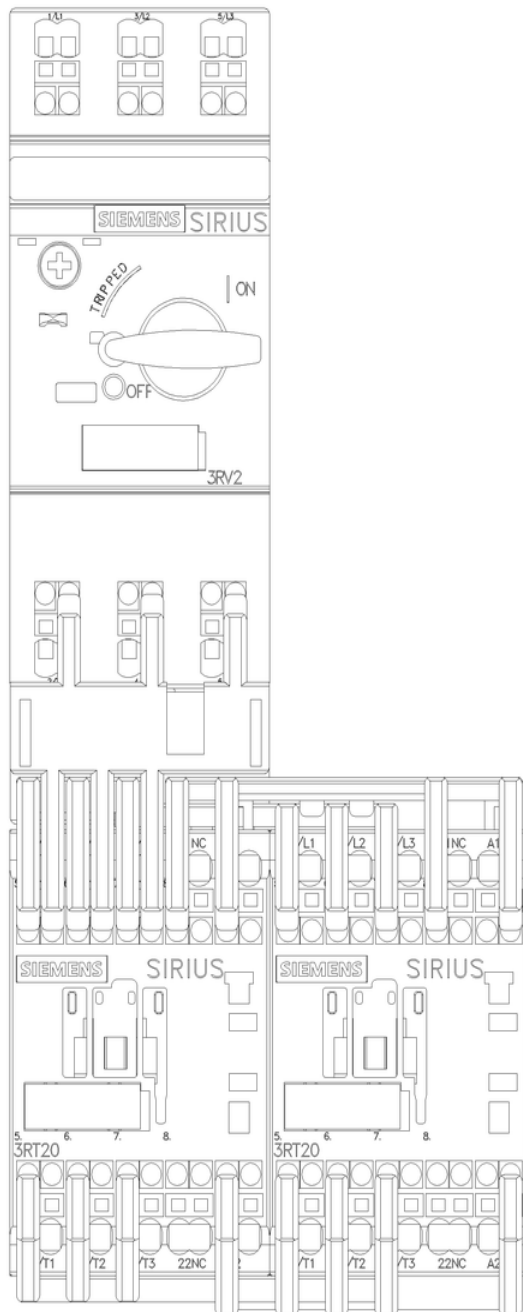
Characteristic: Tripping characteristics, I²t, Let-through current

<https://support.industry.siemens.com/cs/ww/en/ps/3RA2210-0DE15-2AP0/char>

Further characteristics (e.g. electrical endurance, switching frequency)

<http://www.automation.siemens.com/bilddb/index.aspx?view=Search&mlfb=3RA2210-0DE15-2AP0&objecttype=14&gridview=view1>







last modified:

4/18/2023