

Fuseless motor starter Reversing operation 600VAC Size S00 7-10A 220/240VAC 50/60Hz screw connection For screw mounting Or 35 mm rail-mounting Type of coordination 1 1NO+1NC (MSP) 1NC (per contactor)

product brand name	SIRIUS
product designation	non-fused motor starter 3RA2
design of the product	reversing starter
manufacturer's article number	
• of the supplied contactor	3RT2016-1AP62
• of the supplied circuit-breakers	3RV2011-1JA15
• of the supplied link module	3RA1921-1DA00
General technical data	
size of the circuit-breaker	S00
size of load feeder	S00
product extension auxiliary switch	Yes
insulation voltage with degree of pollution 3 at AC rated value	690 V
degree of pollution	3
surge voltage resistance rated value	6 kV
shock resistance according to IEC 60068-2-27	6g / 11 ms
mechanical service life (operating cycles) of contactor typical	30 000 000
type of assignment	1
Ambient conditions	
ambient temperature	
• during operation	-20 ... +60 °C
• during storage	-50 ... +80 °C
• during transport	-55 ... +80 °C
Main circuit	
number of poles for main current circuit	3
design of the switching contact	electromechanical
adjustable current response value current of the current-dependent overload release	7 ... 10 A
operating voltage	
• rated value	690 V
• at AC-3 rated value maximum	690 V
operating frequency rated value	50 ... 60 Hz
operational current at AC-3 at 400 V rated value	8.5 A
operating power at AC-3	
• at 400 V rated value	4 000 W
• at 500 V rated value	5 500 W
Control circuit/ Control	
control supply voltage at AC	
• at 50 Hz rated value	220 V
• at 50 Hz rated value	187 ... 242 V
• at 60 Hz rated value	240 V
• at 60 Hz rated value	192 ... 264 V
apparent holding power of magnet coil at AC	4.8 VA
inductive power factor with the holding power of the coil	0.25
Auxiliary circuit	
number of NC contacts for auxiliary contacts	2
number of NO contacts for auxiliary contacts	1
Protective and monitoring functions	
trip class	CLASS 10
design of the overload release	thermal (bimetallic)
response value current of instantaneous short-circuit trip unit	130 A

UL/CSA ratings		
full-load current (FLA) for 3-phase AC motor		
• at 480 V rated value		7.6 A
• at 600 V rated value		9 A
yielded mechanical performance [hp]		
• for 3-phase AC motor		
— at 200/208 V rated value		2 hp
— at 220/230 V rated value		3 hp
— at 460/480 V rated value		5 hp
— at 575/600 V rated value		7.5 hp
Short-circuit protection		
product function short circuit protection		Yes
design of the short-circuit trip		magnetic
conditional short-circuit current (I_q)		
• at 400 V according to IEC 60947-4-1 rated value		153 000 A
Installation/ mounting/ dimensions		
mounting position		vertical
fastening method		Snap-mounted to DIN rail or screw-mounted with additional push-in lug
height		170 mm
width		90 mm
depth		97.1 mm
required spacing		
• for grounded parts		
— forwards		0 mm
— backwards		0 mm
— upwards		20 mm
— at the side		9 mm
— downwards		10 mm
• for live parts		
— forwards		0 mm
— backwards		0 mm
— upwards		20 mm
— downwards		10 mm
— at the side		9 mm
Connections/ Terminals		
type of electrical connection for main current circuit		screw-type terminals
type of connectable conductor cross-sections for main contacts stranded		0.5 ... 4 mm ² , 2x (0.75 ... 2.5 mm ²)
connectable conductor cross-section for main contacts finely stranded with core end processing		0.5 ... 2.5 mm ²
Safety related data		
B10 value with high demand rate according to SN 31920		1 000 000
proportion of dangerous failures with high demand rate according to SN 31920		73 %
protection class IP on the front according to IEC 60529		IP20
touch protection on the front according to IEC 60529		finger-safe, for vertical contact from the front
Certificates/ approvals		
General Product Approval		For use in hazardous locations
		Declaration of Conformity

[Confirmation](#)






Test Certificates

Marine / Shipping

[Special Test Certificate](#)

[Type Test Certificates/Test Report](#)



Marine / Shipping	other	Railway
 RINA	 RMRS	 DNV GL

[Confirmation](#)

[Vibration and Shock](#)

Further information

Siemens has decided to exit the Russian market (see here).

<https://press.siemens.com/global/en/pressrelease/siemens-wind-down-russian-business>

Siemens is working on the renewal of the current EAC certificates.

Please contact your local Siemens office on the status of validity of the EAC certification if you intend to import or offer to supply these products to an EAC relevant market (other than the sanctioned EAEU member states Russia or Belarus).

Information on the packaging

<https://support.industry.siemens.com/cs/ww/en/view/109813875>

Information- and Downloadcenter (Catalogs, Brochures,...)

<https://www.siemens.com/ic10>

Industry Mall (Online ordering system)

<https://mall.industry.siemens.com/mall/en/en/Catalog/product?mlfb=3RA2215-1JA16-2AP6>

Cax online generator

<http://support.automation.siemens.com/WW/CAXorder/default.aspx?lang=en&mlfb=3RA2215-1JA16-2AP6>

Service&Support (Manuals, Certificates, Characteristics, FAQs,...)

<https://support.industry.siemens.com/cs/ww/en/ps/3RA2215-1JA16-2AP6>

Image database (product images, 2D dimension drawings, 3D models, device circuit diagrams, EPLAN macros, ...)

http://www.automation.siemens.com/bilddb/cax_de.aspx?mlfb=3RA2215-1JA16-2AP6&lang=en

Characteristic: Tripping characteristics, I²t, Let-through current

<https://support.industry.siemens.com/cs/ww/en/ps/3RA2215-1JA16-2AP6/char>

Further characteristics (e.g. electrical endurance, switching frequency)

<http://www.automation.siemens.com/bilddb/index.aspx?view=Search&mlfb=3RA2215-1JA16-2AP6&objecttype=14&gridview=view1>

last modified:

12/15/2020 