

Contactor assembly for star-delta (wye-delta) start AC-3, 7.5 kW/400 V, 24 V DC 3-pole, Size S00 Spring-type terminal electrical and mechanical interlock 3 NO integrated



product brand name	SIRIUS
product designation	Contactor assembly for star-delta (wye-delta) start
product type designation	3RA24
manufacturer's article number	
<ul style="list-style-type: none"> • 1 of the supplied contactor • 2 of the supplied contactor • 3 of the supplied contactor • of the supplied RS assembly kit • of the supplied function module for wye-delta circuits 	3RT2017-2BB41 3RT2017-2BB41 3RT2015-2BB41 3RA2913-2BB2 3RA2816-0EW20
General technical data	
size of contactor	S00
product extension auxiliary switch	No
shock resistance at rectangular impulse	
<ul style="list-style-type: none"> • at AC • at DC 	6,7g / 5 ms, 4,2g / 10 ms 6,7g / 5 ms, 4,2g / 10 ms
shock resistance with sine pulse	
<ul style="list-style-type: none"> • at AC • at DC 	10,5g / 5 ms, 6,6g / 10 ms 10,5g / 5 ms, 6,6g / 10 ms
mechanical service life (operating cycles)	
<ul style="list-style-type: none"> • of contactor typical • of the contactor with added auxiliary switch block typical 	10 000 000 10 000 000
reference code according to IEC 81346-2	Q
Substance Prohibition (Date)	10/01/2009
Ambient conditions	
installation altitude at height above sea level maximum	2 000 m
ambient temperature	
<ul style="list-style-type: none"> • during operation • during storage 	-25 ... +60 °C -55 ... +80 °C
Main circuit	
number of poles for main current circuit	3
number of NO contacts for main contacts	3
number of NC contacts for main contacts	0
operating voltage	
<ul style="list-style-type: none"> • at AC-3 rated value maximum 	690 V
operational current	
<ul style="list-style-type: none"> • at AC-3 <ul style="list-style-type: none"> — at 400 V rated value 	16 A
operating power	
<ul style="list-style-type: none"> • at AC-3 <ul style="list-style-type: none"> — at 400 V rated value 	7.5 kW

— at 500 V rated value	10.3 kW
— at 690 V rated value	9.2 kW
operating frequency	
• at AC-3 maximum	1 000 1/h
Control circuit/ Control	
type of voltage of the control supply voltage	DC
control supply voltage 1	
• at DC rated value	24 V
closing power of magnet coil at DC	10 W
holding power of magnet coil at DC	10 W
Auxiliary circuit	
number of NO contacts for auxiliary contacts	
• instantaneous contact	3
contact reliability of auxiliary contacts	< 1 error per 100 million operating cycles
UL/CSA ratings	
contact rating of auxiliary contacts according to UL	A600 / Q600
Short-circuit protection	
design of the fuse link	
• for short-circuit protection of the main circuit	
— with type of coordination 1 required	gG NH 3NA, DIAZED 5SB, NEOZED 5SE: 35 A
— with type of assignment 2 required	gG NH 3NA, DIAZED 5SB, NEOZED 5SE: 20 A
• for short-circuit protection of the auxiliary switch required	fuse gG: 10 A
Installation/ mounting/ dimensions	
mounting position	+/-180° rotation possible on vertical mounting surface; can be tilted forward and backward by +/- 22.5° on vertical mounting surface
fastening method	screw and snap-on mounting onto 35 mm DIN rail
height	84 mm
width	135 mm
depth	145 mm
required spacing	
• with side-by-side mounting	
— forwards	6 mm
— backwards	0 mm
— upwards	6 mm
— downwards	6 mm
— at the side	6 mm
• for grounded parts	
— forwards	6 mm
— backwards	0 mm
— upwards	6 mm
— at the side	6 mm
— downwards	6 mm
• for live parts	
— forwards	6 mm
— backwards	0 mm
— upwards	6 mm
— downwards	6 mm
— at the side	6 mm
Connections/ Terminals	
type of electrical connection	
• for main current circuit	spring-loaded terminals
• for auxiliary and control circuit	spring-loaded terminals
• at contactor for auxiliary contacts	Spring-type terminals
• of magnet coil	Spring-type terminals
type of connectable conductor cross-sections for main contacts	
• solid	2x (0.5 ... 4 mm ²)
• solid or stranded	2x (0,5 ... 4 mm ²)
• finely stranded with core end processing	2x (0.5 ... 2.5 mm ²)
• finely stranded without core end processing	2x (0.5 ... 2.5 mm ²)
type of connectable conductor cross-sections	
• for auxiliary contacts	

— solid or stranded	2x (0.5 ... 2.5 mm ²)
— finely stranded with core end processing	2x (0.5 ... 1.5 mm ²)
— finely stranded without core end processing	2x (0.5 ... 1.5 mm ²)
• for AWG cables for auxiliary contacts	2x (20 ... 14)




Safety related data

B10 value with high demand rate according to SN 31920	1 000 000
proportion of dangerous failures	
• with low demand rate according to SN 31920	40 %
• with high demand rate according to SN 31920	75 %
failure rate [FIT] with low demand rate according to SN 31920	100 FIT
T1 value for proof test interval or service life according to IEC 61508	20 a
protection class IP on the front according to IEC 60529	IP20
touch protection on the front according to IEC 60529	finger-safe, for vertical contact from the front

Communication/ Protocol

product function bus communication	No
protocol is supported AS-Interface protocol	No
product function control circuit interface with IO link	No

Certificates/ approvals

General Product Approval	Declaration of Conformity	Test Certificates
Confirmation 	  EG-Konf.	Special Test Certificate Type Test Certificates/Test Report

Marine / Shipping



Marine / Shipping

other

Railway

Dangerous Good



[Confirmation](#)

[Vibration and Shock](#)

[Transport Information](#)

Further information

Siemens has decided to exit the Russian market (see here).

<https://press.siemens.com/global/en/pressrelease/siemens-wind-down-russian-business>

Siemens is working on the renewal of the current EAC certificates.

Please contact your local Siemens office on the status of validity of the EAC certification if you intend to import or offer to supply these products to an EAC relevant market (other than the sanctioned EAEU member states Russia or Belarus).

Information on the packaging

<https://support.industry.siemens.com/cs/ww/en/view/109813875>

Information- and Downloadcenter (Catalogs, Brochures,...)

<https://www.siemens.com/ic10>

Industry Mall (Online ordering system)

<https://mall.industry.siemens.com/mall/en/en/Catalog/product?mlfb=3RA2416-8XF31-2BB4>

Cax online generator

<http://support.automation.siemens.com/WW/CAXorder/default.aspx?lang=en&mlfb=3RA2416-8XF31-2BB4>

Service&Support (Manuals, Certificates, Characteristics, FAQs,...)

<https://support.industry.siemens.com/cs/ww/en/ps/3RA2416-8XF31-2BB4>

Image database (product images, 2D dimension drawings, 3D models, device circuit diagrams, EPLAN macros, ...)

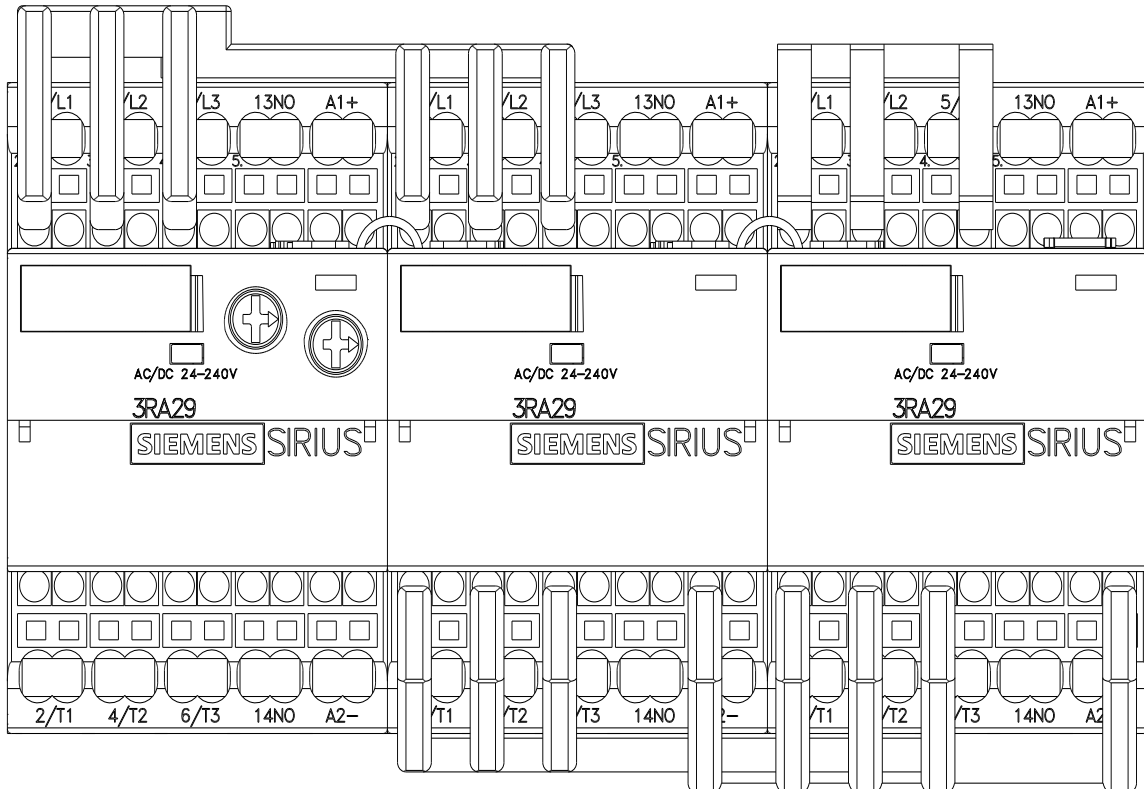
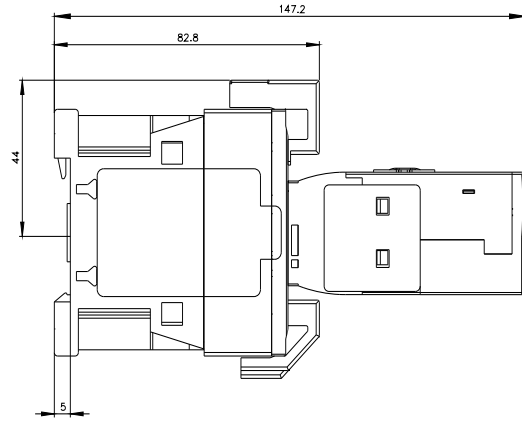
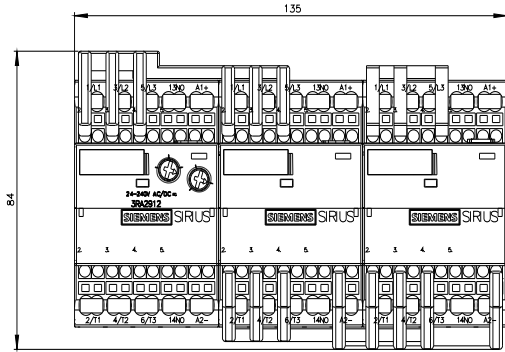
http://www.automation.siemens.com/bilddb/cax_de.aspx?mlfb=3RA2416-8XF31-2BB4&lang=en

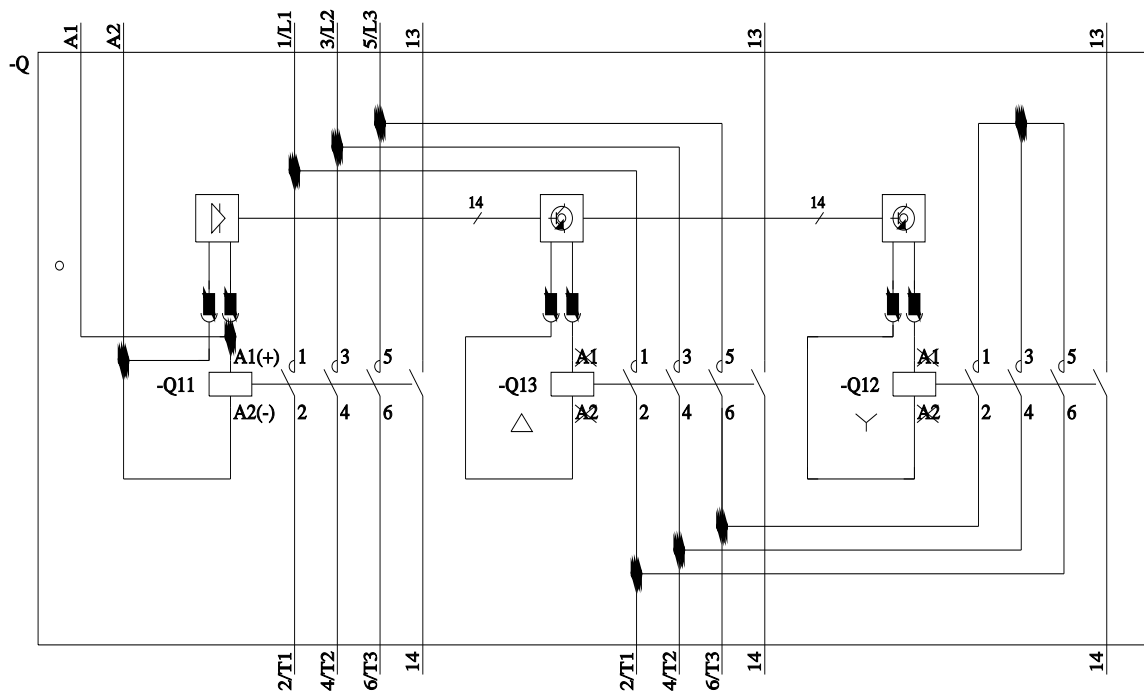
Characteristic: Tripping characteristics, I²t, Let-through current

<https://support.industry.siemens.com/cs/ww/en/ps/3RA2416-8XF31-2BB4/char>

Further characteristics (e.g. electrical endurance, switching frequency)

<http://www.automation.siemens.com/bilddb/index.aspx?view=Search&mlfb=3RA2416-8XF31-2BB4&objecttype=14&gridview=view1>





last modified:

11/21/2022 