



basic module for IO-Link, reversing start, spring-loaded terminal, can be snapped on at the front on communication-capable contactor 3RT20....-0CC0

General technical data		
product brand name		Sirius
product designation		Basic module
design of the product		IO-Link
size of contactor can be combined company-specific		S00, S0, S2, S3
protection class IP on the front according to IEC 60529		IP20
touch protection on the front according to IEC 60529		finger-safe, for vertical contact from the front
degree of pollution		3
insulation voltage with degree of pollution 3 at AC rated value	V	690
installation altitude at height above sea level maximum	m	2 000
ambient temperature		
• during storage	°C	-40 ... +80
• during operation	°C	-25 ... +60
• during transport	°C	-40 ... +80
EMC immunity according to IEC 60947-1		ambience A (industrial sector)
EMC emitted interference according to IEC 60947-1		CISPR11, ambience A (industrial sector)
conducted interference due to burst according to IEC 61000-4-4		2 kV network connection / 1 kV control connection
conducted interference due to conductor-earth surge according to IEC 61000-4-5		1 kV
conducted interference due to conductor-conductor surge according to IEC 61000-4-5		0.5 kV
electrostatic discharge according to IEC 61000-4-2		8 kV
field-based interference according to IEC 61000-4-3		10 V/m
shock resistance		11g / 15 ms
vibration resistance		10 ... 55 Hz / 0.35 mm
reference code		
• according to IEC 81346-2		K
• according to EN 61346-2		K
suitability for use		
• direct starter		No
• star-delta starter		No
• reversing starter		Yes
Communication/ Protocol		
product function		
• bus communication		Yes
• control circuit interface with IO link		Yes
• control circuit interface with AS-interface		No
Control circuit/ Control		
design of the surge suppressor		Varistor

type of voltage of the control supply voltage		DC
control supply voltage 1 at DC rated value	V	24
Installation/ mounting/ dimensions		
mounting position		any
fastening method		can be plugged into contactor
width	mm	45
height	mm	39
depth	mm	75
Connections/ Terminals		
product component removable terminal for auxiliary and control circuit		Yes
type of electrical connection for auxiliary and control circuit		spring-loaded terminals
type of connectable conductor cross-sections		
• for auxiliary contacts		
— solid		1x (0.25 ... 1.5 mm ²), 2x (0.25 ... 1.5 mm ²)
— finely stranded		
— with core end processing		1x (0.25 ... 1.5 mm ²), 2x (0.25 ... 1.5 mm ²)
— without core end processing		1x (0.25 ... 1.5 mm ²), 2x (0.25 ... 1.5 mm ²)
• at AWG cables for auxiliary contacts		2x (24 ... 16)
Certificates/ approvals		
certificate of suitability		CE / UL / CSA
General Product Approval		Declaration of Con- formity



[Manufacturer Declara-
tion](#)

[Confirmation](#)



Declaration of Con- formity	Test Certificates	Marine / Shipping
 EG-Konf.	Type Test Certifi- cates/Test Report	 ABS
		 BUREAU VERITAS
		 DNV
		 LRS

Marine / Shipping	other
 RMRS	Confirmation

Further information

Siemens has decided to exit the Russian market (see here).

<https://press.siemens.com/global/en/pressrelease/siemens-wind-down-russian-business>

Siemens is working on the renewal of the current EAC certificates.

Please contact your local Siemens office on the status of validity of the EAC certification if you intend to import or offer to supply these products to an EAC relevant market (other than the sanctioned EAEU member states Russia or Belarus).

Information on the packaging

<https://support.industry.siemens.com/cs/ww/en/view/109813875>

Information- and Downloadcenter (Catalogs, Brochures,...)

<https://www.siemens.com/ic10>

Industry Mall (Online ordering system)

<https://mall.industry.siemens.com/mall/en/en/Catalog/product?mlfb=3RA2711-2BB00>

Cax online generator

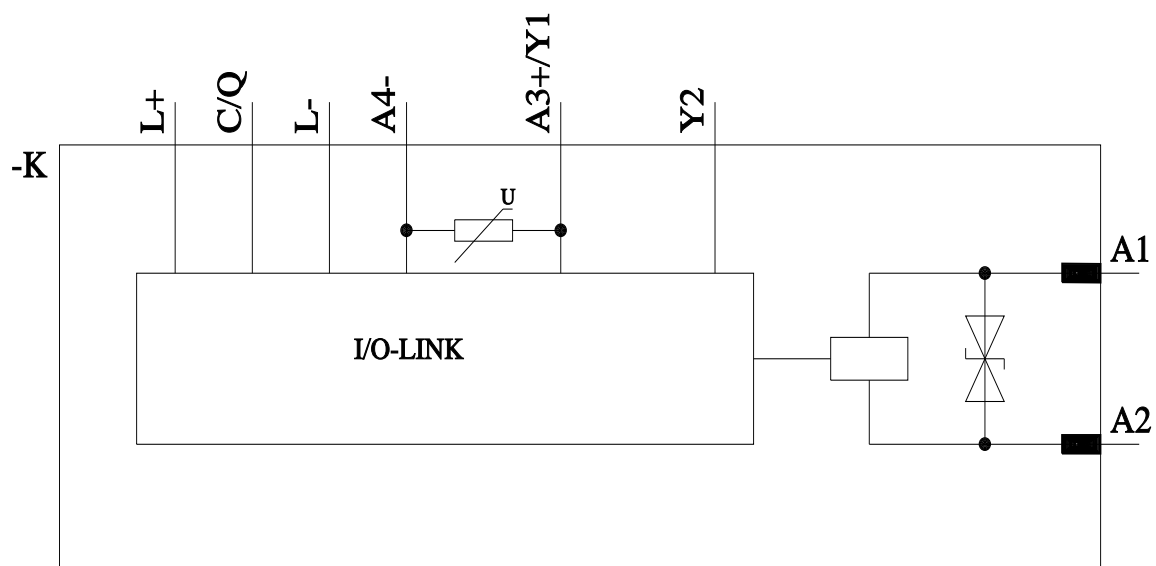
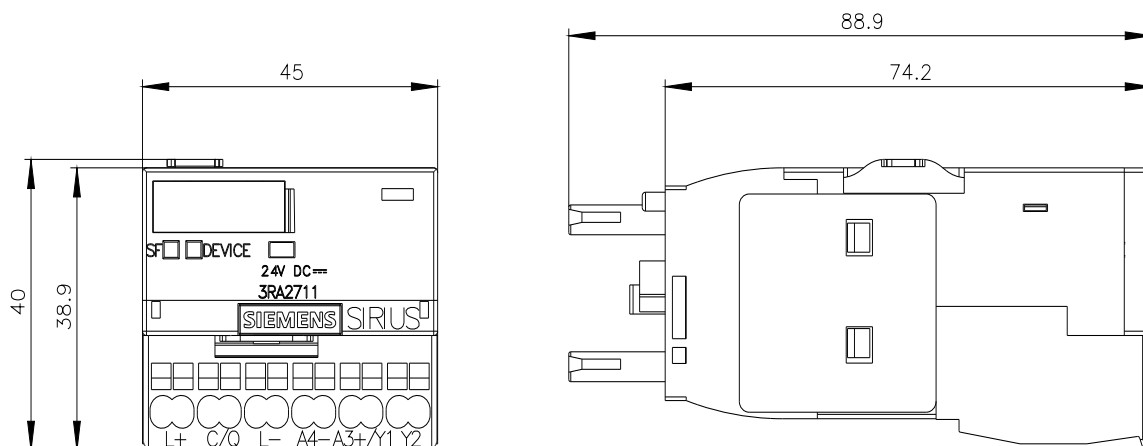
<http://support.automation.siemens.com/WW/CAXorder/default.aspx?lang=en&mlfb=3RA2711-2BB00>

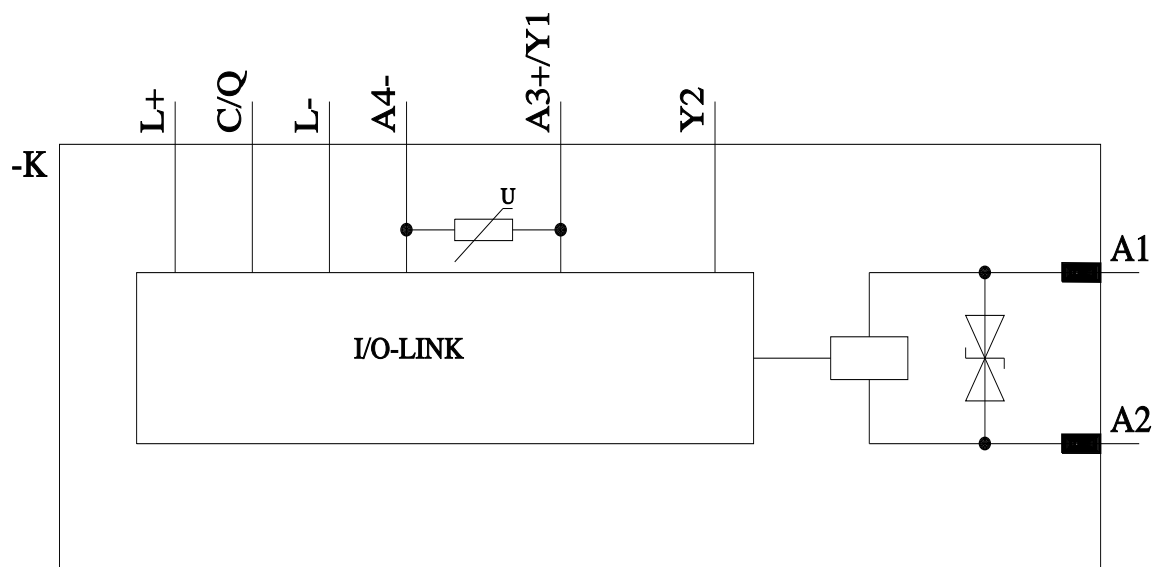
Service&Support (Manuals, Certificates, Characteristics, FAQs,...)

<https://support.industry.siemens.com/cs/ww/en/ps/3RA2711-2BB00>

Image database (product images, 2D dimension drawings, 3D models, device circuit diagrams, EPLAN macros, ...)

http://www.automation.siemens.com/bilddb/cax_de.aspx?mlfb=3RA2711-2BB00&lang=en





last modified:

12/15/2020 