



Solid-state contactor 3-phase 3RF2 AC 51 / 10 A / 40 °C 48-600 V / 4-30 V
DC 3-phase controlled Spring-type terminal Blocking voltage 1200 V

product brand name

SIRIUS

product designation

solid-state contactor

design of the product

three-phase controlled

product type designation

3RF24

manufacturer's article number

- _2 of the accessories that can be ordered

[3RF2900-0EA18](#)

product designation

- _2 of the accessories that can be ordered

converter

General technical data

product function

zero-point switching

power loss [W] for rated value of the current

- at AC in hot operating state
- at AC in hot operating state per pole
- without load current share typical

31 W
10.33 W
0.9 W

insulation voltage rated value

600 V

degree of pollution

3

type of voltage of the control supply voltage

DC

surge voltage resistance of main circuit rated value

6 kV

shock resistance according to IEC 60068-2-27

15g / 11 ms

vibration resistance according to IEC 60068-2-6

2g

reference code according to IEC 81346-2

Q

Substance Prohibitance (Date)

07/01/2006

Main circuit

number of poles for main current circuit

3

number of NO contacts for main contacts

3

number of NC contacts for main contacts

0

operating voltage at AC

- at 50 Hz rated value
- at 60 Hz rated value

48 ... 600 V
48 ... 600 V

operating frequency rated value

50 ... 60 Hz

relative symmetrical tolerance of the operating frequency

10 %

operating range relative to the operating voltage at AC

- at 50 Hz
- at 60 Hz

40 ... 660 V
40 ... 660 V

operational current

- at AC-51 rated value
- at AC-51 according to IEC 60947-4-3
- according to UL 508 rated value

10.5 A
7 A
7 A

operational current minimum

500 mA

rate of voltage rise at the thyristor for main contacts maximum permissible

500 V/μs

blocking voltage at the thyristor for main contacts maximum permissible	1 200 V
reverse current of the thyristor	10 mA
derating temperature	40 °C
surge current resistance rated value	300 A
I²t value maximum	450 A ² ·s
Control circuit/ Control	
type of voltage of the control supply voltage	DC
control supply voltage 1	
• at DC rated value	30 V
• at DC	4 ... 30 V
control supply voltage	
• at DC initial value for signal <1> detection	4 V
• at DC full-scale value for signal <0> recognition	1 V
symmetrical line frequency tolerance	5 Hz
control current at minimum control supply voltage	
• at DC	22 mA
control current at DC rated value	30 mA
ON-delay time	1 ms; additionally max. one half-wave
Auxiliary circuit	
number of NC contacts for auxiliary contacts	0
number of NO contacts for auxiliary contacts	0
number of CO contacts for auxiliary contacts	0
Installation/ mounting/ dimensions	
fastening method	screw fixing and snap-on mounting on standard mounting rail 35 mm according to IEC 60715
• side-by-side mounting	Yes
design of the thread of the screw for securing the equipment	M4
height	95 mm
width	45 mm
depth	96.5 mm
Connections/ Terminals	
type of electrical connection	
• for main current circuit	spring-loaded terminals
• for auxiliary and control circuit	spring-loaded terminals
type of connectable conductor cross-sections	
• for main contacts	
— solid	2x (0.5 ... 2.5 mm ²)
— finely stranded with core end processing	2x (0.5 ... 1.5 mm ²)
— finely stranded without core end processing	2x (0.5 ... 2.5 mm ²)
• at AWG cables for main contacts	2x (18 ... 14)
connectable conductor cross-section for main contacts	
• solid or stranded	0.5 ... 2.5 mm ²
• finely stranded with core end processing	0.5 ... 1.5 mm ²
• finely stranded without core end processing	0.5 ... 2.5 mm ²
type of connectable conductor cross-sections	
• for auxiliary and control contacts	
— solid	0.5 ... 1.5 mm ²
— finely stranded with core end processing	0.5 ... 2.5 mm ²
— finely stranded without core end processing	0.5 ... 2.5 mm ²
• at AWG cables for auxiliary and control contacts	1x (AWG 20 ... 12)
AWG number as coded connectable conductor cross section for main contacts	14 ... 10
stripped length of the cable	
• for main contacts	10 mm
• for auxiliary and control contacts	10 mm
Safety related data	
protection class IP on the front according to IEC 60529	IP20
touch protection on the front according to IEC 60529	finger-safe, for vertical contact from the front
Ambient conditions	

installation altitude at height above sea level maximum	1 000 m
ambient temperature	
• during operation	-25 ... +60 °C
• during storage	-55 ... +80 °C

Electromagnetic compatibility

conducted interference	
• due to burst according to IEC 61000-4-4	2 kV / 5 kHz behavior criterion 2
• due to conductor-earth surge according to IEC 61000-4-5	2 kV behavior criterion 2
• due to conductor-conductor surge according to IEC 61000-4-5	1 kV behavior criterion 2
• due to high-frequency radiation according to IEC 61000-4-6	140 dBuV in the frequency range 0.15 ... 80 MHz, behavior criterion 1
electrostatic discharge according to IEC 61000-4-2	4 kV contact discharging / 8 kV air discharging, behavior criterion 2
conducted HF interference emissions according to CISPR11	Class A for industrial environment
field-bound HF interference emission according to CISPR11	Class A for industrial environment

Short-circuit protection, design of the fuse link

manufacturer's article number	
• of full range R fuse link for semiconductor protection at NH design usable	3NE1813-0
• of full range R fuse link for semiconductor protection at cylindrical design usable	5SE1310 ; Maximum operating voltage 400 V!
• of back-up R fuse link for semiconductor protection at NH design usable	3NE8015-1
• of back-up R fuse link for semiconductor protection at cylindrical design 10 x 38 mm usable	3NC1016
• of back-up R fuse link for semiconductor protection at cylindrical design 14 x 51 mm usable	3NC1420
• of back-up R fuse link for semiconductor protection at cylindrical design 22 x 58 mm usable	3NC2220
manufacturer's article number of the gG fuse at NH design usable	
• up to 460 V	3NA3801 ; These fuses have a smaller rated current than the semiconductor relays

Certificates/ approvals

General Product Approval	EMC	Declaration of Conformity
--------------------------	-----	---------------------------



[Confirmation](#)



Declaration of Conformity	Test Certificates	other
---------------------------	-------------------	-------



[Type Test Certificates/Test Report](#)

[Confirmation](#)



Further information

Information on the packaging

<https://support.industry.siemens.com/cs/ww/en/view/109813875>

Information- and Downloadcenter (Catalogs, Brochures,...)

<https://www.siemens.com/ic10>

Industry Mall (Online ordering system)

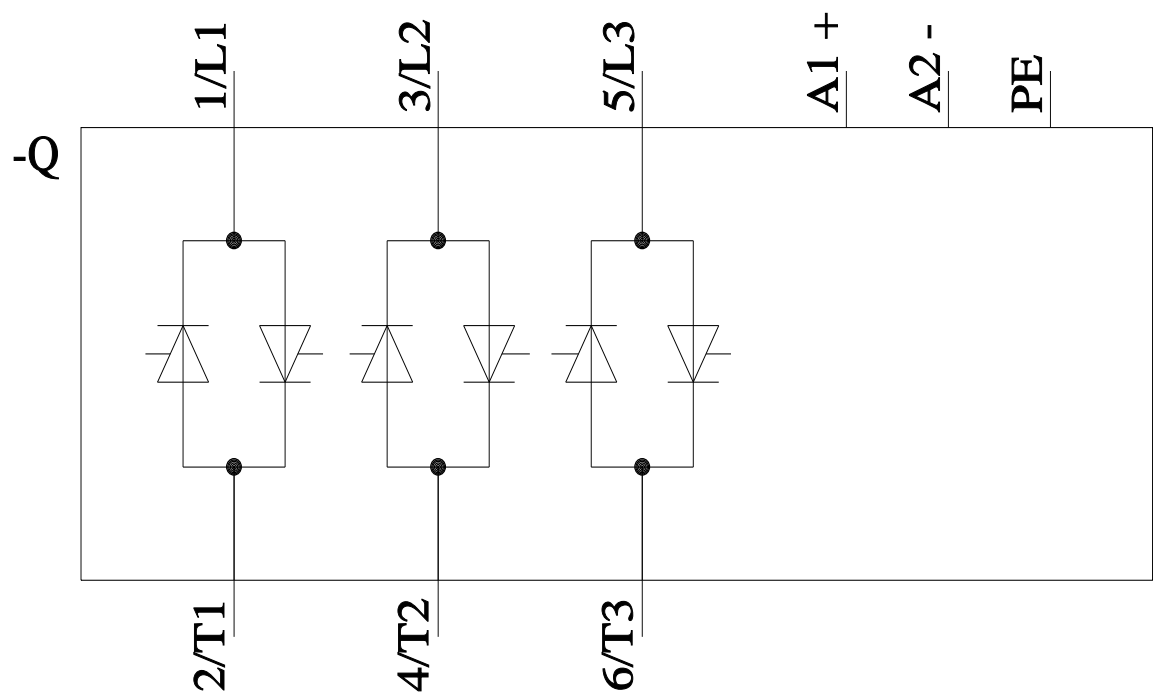
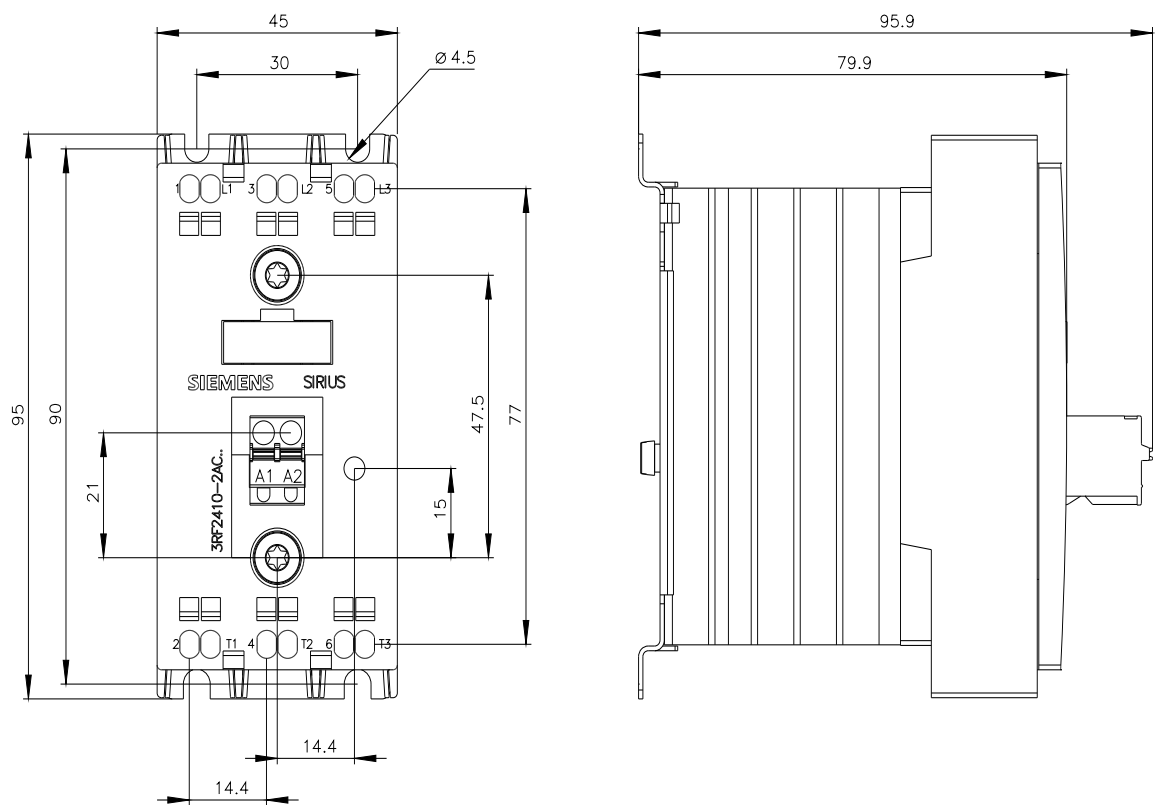
<https://mall.industry.siemens.com/mall/en/en/Catalog/product?mlfb=3RF2410-2AC45>

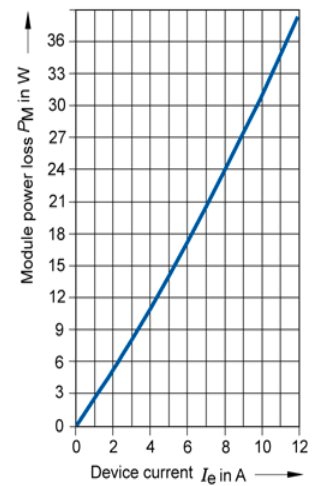
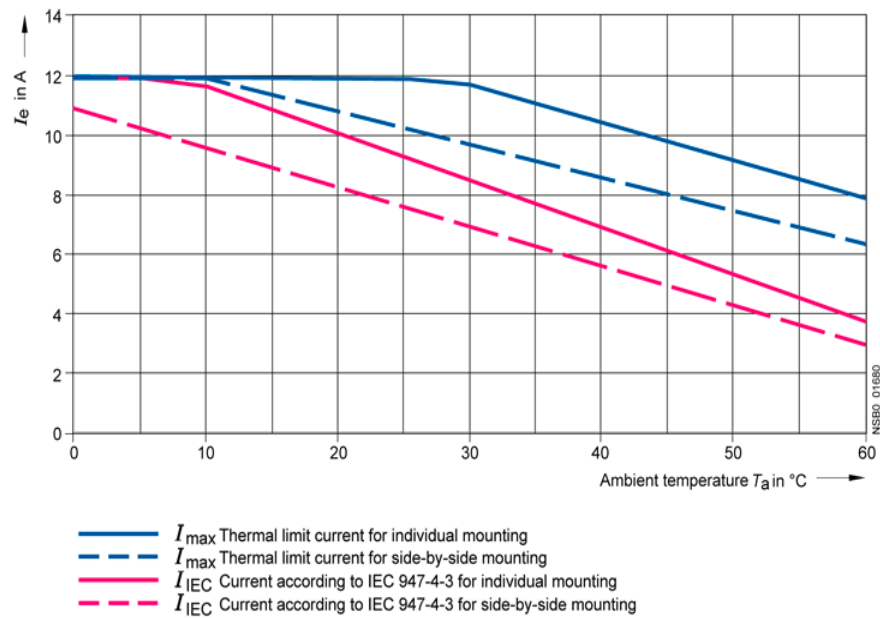
Cax online generator

<http://support.automation.siemens.com/WW/CAXorder/default.aspx?lang=en&mlfb=3RF2410-2AC45>

Service&Support (Manuals, Certificates, Characteristics, FAQs,...)

<https://support.industry.siemens.com/cs/ww/en/ps/3RF2410-2AC45>





last modified:

1/26/2022