



CONTACTOR RELAY, 2NO+2NC, DC 230 V,  
SCREW CONNECTION, SIZE S00

### General details:

product brand name		SIRIUS
product designation		contactor relay
Size of the contactor		S00
Protection class IP / on the front		IP20
Degree of pollution		3
Insulation voltage / with degree of pollution 3 / rated value	V	690
Installation altitude / at a height over sea level / maximum	m	2,000
Ambient temperature		
• during transport	°C	-55 ... +80
• during storage	°C	-55 ... +80
• during operating	°C	-25 ... +60
Contact reliability		one incorrect switching operation of 100 million switching operations (17 V, 1 mA)
Resistance against shock		10g / 5 ms and 5g / 10 ms
Impulse voltage resistance / rated value	kV	6
Item designation		
• according to DIN EN 61346-2		K
• according to DIN 40719 extendable after IEC 204-2 / according to IEC 750		K
Mechanical operating cycles as operating time		

- of the contactor / typical
- of the contactor with added auxiliary switch block / typical
- of the contactor with added electronics-compatible auxiliary switch block / typical

30,000,000  
10,000,000  
5,000,000

#### Control circuit:

**Type of voltage / of the controlled supply voltage**

DC

**Control supply voltage / 1**

- for DC / rated value

V

230

**Working range factor supply voltage rated value / of the magnet coil**

- for DC

0.8 ... 1.1

**Pull-in power / of the solenoid / for DC**

W

3.2

**Holding power / of the solenoid / for DC**

W

3.2

#### Auxiliary circuit:

**Product extension / auxiliary switch**

Yes

**Identification number and letter for switching elements**

22 E

**Contact reliability / of the auxiliary contacts**

1 faulty switching per 100 million (17 V, 1 mA)

**Number of NC contacts / for auxiliary contacts**

2

- delayed switching

0

- instantaneous switching

2

- asynchronous switching

0

- lagging switching

0

**Number of NO contacts / for auxiliary contacts**

2

- instantaneous switching

2

- delayed switching

0

- asynchronous switching

0

- leading switching

0

**Number of changeover contacts**

- for auxiliary contacts

0

- of the auxiliary contacts / instantaneous switching

0

**Operating current / of the auxiliary contacts**

- at AC-12 / maximum

A

10

- at AC-15

- at 230 V

A

6

- at 400 V

A

3

- at 500 V

A

2

- at 690 V

A

1

- with 1 current path

- at DC-12

- at 24 V
- at 110 V
- at 220 V
- at DC-13
  - at 24 V
  - at 110 V
  - at 220 V

A	10
A	3
A	1
A	10
A	1
A	0.27

#### Short-circuit:

**Design of the fuse link / for short-circuit protection of the auxiliary switch / required**

fuse gL/gG: 10 A

#### Installation/mounting/dimensions:

**Built in orientation**

with vertical mounting surface +/-180° rotatable, with vertical mounting surface +/- 30° tiltable to the front and back

**Type of mounting**

screw and snap-on mounting

**Width**

mm 45

**Height**

mm 57.5

**Depth**

mm 72

**Distance, to be maintained, to the ranks assembly / sideways**

mm 0

#### Connections:

**Design of the electrical connection / for auxiliary and control current circuit**

screw-type terminals

**Type of the connectable conductor cross-section**

- for auxiliary contacts
  - solid
  - finely stranded
    - with conductor end processing
- for AWG conductors / for auxiliary contacts

2x (0.5 ... 1.5 mm²), 2x (0.75 ... 2.5 mm²), 2x 4 mm²

2x (0.5 ... 1.5 mm²), 2x (0.75 ... 2.5 mm²)

2x (20 ... 16), 2x (18 ... 14), 1x 12

#### Certificates/approvals:

**Verification of suitability**

CSA / UL / CCC / GL / LRS / BV / DNV / RMRS / RINA

General Product Approval	Functional Safety / Safety of Machinery	Test Certificates
--------------------------	---	-------------------



CQC



CSA

[ROSTEST](#)



UL

[SUVA](#)

[Manufacturer](#)

#### Shipping Approval



ABS



BUREAU  
VERITAS



DNV



GL



LRS



PRS

#### Shipping Approval

other



RINA



RMRS

[Manufacturer](#)

#### Safety:

##### Proportion of dangerous failures

- with high demand rate / according to SN 31920
- with low demand rate / according to SN 31920

%

75

%

40

T1 value / for proof test interval or service life / according to IEC 61508

a

20

Protection against electrical shock

finger-safe

B10 value / with high demand rate / according to SN 31920

1,000,000

#### Further information:

Information- and Downloadcenter (Catalogs, Brochures,...)

<http://www.siemens.com/industrial-controls/catalogs>

Industry Mall (Online ordering system)

<http://www.siemens.com/industrial-controls/mall>

CAX-Online-Generator

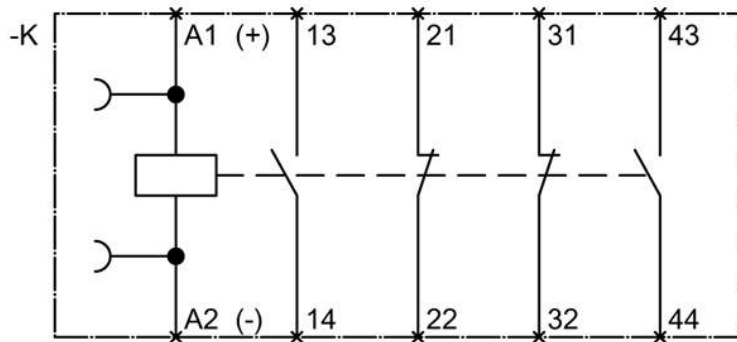
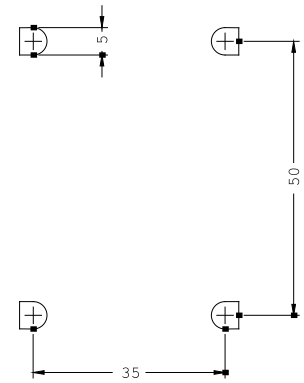
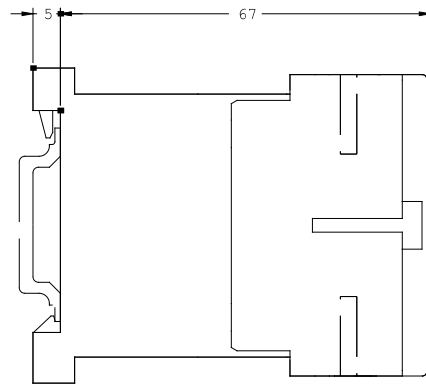
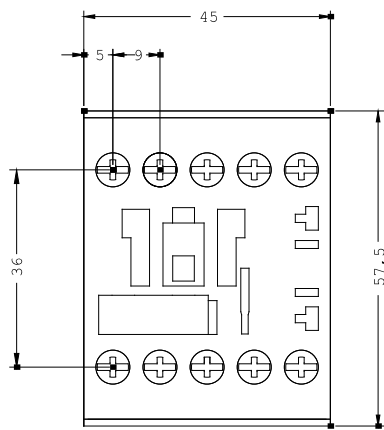
<http://www.siemens.com/cax>

Service&Support (Manuals, Certificates, Characteristics, FAQs,...)

<http://support.automation.siemens.com/VW/view/en/3RH1122-1BP40/all>

Image database (product images, 2D dimension drawings, 3D models, device circuit diagrams, ...)

[http://www.automation.siemens.com/bilddb/cax\\_en.aspx?mlfb=3RH1122-1BP40](http://www.automation.siemens.com/bilddb/cax_en.aspx?mlfb=3RH1122-1BP40)



last change:

Jan 30, 2012