



CONTACTOR RELAY, 3NO+1NC, DC 30 V,
SCREW CONNECTION, SIZE S00

General details:		
product brand name		SIRIUS
product designation		contactor relay
Size of the contactor		S00
Protection class IP / on the front		IP20
Degree of pollution		3
Insulation voltage / with degree of pollution 3 / rated value	V	690
Installation altitude / at a height over sea level / maximum	m	2,000
Ambient temperature		
• during transport	°C	-55 ... +80
• during storage	°C	-55 ... +80
• during operating	°C	-25 ... +60
Contact reliability		one incorrect switching operation of 100 million switching operations (17 V, 1 mA)
Resistance against shock		10g / 5 ms and 5g / 10 ms
Impulse voltage resistance / rated value	kV	6
Item designation		
• according to DIN EN 61346-2		K
• according to DIN 40719 extendable after IEC 204-2 / according to IEC 750		K
Mechanical operating cycles as operating time		

- of the contactor / typical
- of the contactor with added auxiliary switch block / typical
- of the contactor with added electronics-compatible auxiliary switch block / typical

30,000,000
10,000,000
5,000,000

Control circuit:

Type of voltage / of the controlled supply voltage

DC

Control supply voltage / 1

- for DC / rated value

V

30

Working range factor supply voltage rated value / of the magnet coil

- for DC

0.8 ... 1.1

Pull-in power / of the solenoid / for DC

W

3.2

Holding power / of the solenoid / for DC

W

3.2

Auxiliary circuit:

Product extension / auxiliary switch

Yes

Identification number and letter for switching elements

31 E

Contact reliability / of the auxiliary contacts

1 faulty switching per 100 million (17 V, 1 mA)

Number of NC contacts / for auxiliary contacts

1

- delayed switching
- instantaneous switching
- asynchronous switching
- lagging switching

0
1
0
0

Number of NO contacts / for auxiliary contacts

3

- instantaneous switching
- delayed switching
- asynchronous switching
- leading switching

3
0
0
0

Number of changeover contacts

- for auxiliary contacts
- of the auxiliary contacts / instantaneous switching

0
0

Operating current / of the auxiliary contacts

- at AC-12 / maximum
- at AC-15
 - at 230 V
 - at 400 V
 - at 500 V
 - at 690 V
- with 1 current path
 - at DC-12

A
A
A
A
A

10
6
3
2
1

- at 24 V
- at 110 V
- at 220 V
- at DC-13
 - at 24 V
 - at 110 V
 - at 220 V

A	10
A	3
A	1
A	10
A	1
A	0.27

Short-circuit:

Design of the fuse link / for short-circuit protection of the auxiliary switch / required

fuse gL/gG: 10 A

Installation/mounting/dimensions:

Built in orientation

with vertical mounting surface +/-180° rotatable, with vertical mounting surface +/- 30° tiltable to the front and back

Type of mounting

screw and snap-on mounting

Width

mm 45

Height

mm 57.5

Depth

mm 72

Distance, to be maintained, to the ranks assembly / sideways

mm 0

Connections:

Design of the electrical connection / for auxiliary and control current circuit

screw-type terminals

Type of the connectable conductor cross-section

- for auxiliary contacts
 - solid
 - finely stranded
 - with conductor end processing
- for AWG conductors / for auxiliary contacts

2x (0.5 ... 1.5 mm²), 2x (0.75 ... 2.5 mm²), 2x 4 mm²

2x (0.5 ... 1.5 mm²), 2x (0.75 ... 2.5 mm²)

2x (20 ... 16), 2x (18 ... 14), 1x 12

Certificates/approvals:

Verification of suitability

CSA / UL / CCC / GL / LRS / BV / DNV / RMRS / RINA

General Product Approval

Functional Safety / Safety of Machinery

Test Certificates



CQC



CSA

[ROSTEST](#)



UL

[SUVA](#)

[Manufacturer](#)

Shipping Approval



ABS



BUREAU VERITAS



DNV



GL



LRS



PRS

Shipping Approval

other



RMRS

[Manufacturer](#)

Safety:

Proportion of dangerous failures

- with high demand rate / according to SN 31920
- with low demand rate / according to SN 31920

% 75

% 40

T1 value / for proof test interval or service life / according to IEC 61508

a 20

Protection against electrical shock

finger-safe

B10 value / with high demand rate / according to SN 31920

1,000,000

Further information:

Information- and Downloadcenter (Catalogs, Brochures,...)

<http://www.siemens.com/industrial-controls/catalogs>

Industry Mall (Online ordering system)

<http://www.siemens.com/industrial-controls/mall>

CAX-Online-Generator

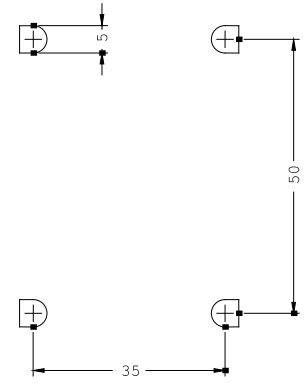
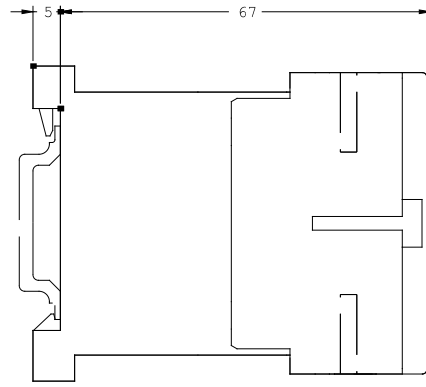
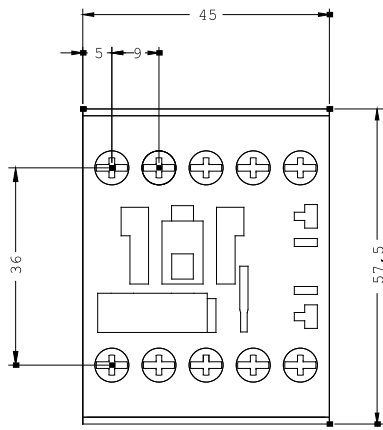
<http://www.siemens.com/cax>

Service&Support (Manuals, Certificates, Characteristics, FAQs,...)

<http://support.automation.siemens.com/WW/view/en/3RH1131-1BC40/all>

Image database (product images, 2D dimension drawings, 3D models, device circuit diagrams, ...)

http://www.automation.siemens.com/bilddb/cax_en.aspx?mlfb=3RH1131-1BC40



last change:

Feb 6, 2012