

LATERAL AUX. SWITCH BLOCK, 2NO,
FOR MOTOR CONTACTORS SZ S00,
SCREW TERMINAL

General technical data:

Product brand name		SIRIUS
Product designation		auxiliary switch first can be mounted on the side
Acceptability for application		Contactor relay and power contactor
Size of the contactor		S00
Protection class IP / frontal/front side		IP20
Ambient temperature		
• during storage	°C	-55 ... 80
• during the operating phase	°C	-25 ... 60
Mechanical operating cycles as operating time		
• typical		10,000,000
Electrical operating cycles as operating time / at AC-15 / at 230 V		
• typical		200,000
Contact reliability		one incorrect switching operation of 100 million switching operations (17 V, 5 mA)
Contact reliability / of the auxiliary contacts		one incorrect switching operation of 100 million switching operations (17 V, 5 mA)
Insulation voltage / with degree of pollution 3		
• rated value	V	690
Impulse voltage resistance		
• rated value	kV	6

Auxiliary circuit:

Number of NC contacts / for auxiliary contacts		
• instantaneous switching		0
• lagging switching		0
Number of NO contacts / for auxiliary contact		
• instantaneous switching		2
• leading switching		0
Number of changeover contacts / of the auxiliary contacts		
• non-delayed		0
Operating current / of the auxiliary contacts		

- at AC-12
 - at 24 V
 - at 230 V
 - at 400 V
 - at 690 V
 - maximum
- at AC-14
 - at 125 V
 - at 250 V
- at AC-15
 - at 24 V
 - at 230 V
 - at 690 V
 - at 400 V
- at DC-13
 - at 24 V
 - at 48 V
 - at 60 V
 - at 110 V
 - at 125 V
 - at 220 V
 - at 250 V

A	10
A	10
A	10
A	0
A	10
A	6
A	6
A	6
A	6
A	1
A	3
A	10
A	2
A	2
A	1
A	0.9
A	0.3
A	0.3

Installation/mounting/dimensions:

Type of fixing/fixation

snap-on mounting

Width

mm 10

Height

mm 57.4

Depth

mm 66

Connections:

design of the electrical connection

- for auxiliary and control current circuit

screw-type terminals

Type of connectable conductor cross section

- for auxiliary contact
 - solid
 - stranded wire
 - with wire end processing
- for AWG conductors / for auxiliary contacts

2x (0.5 ... 1.5 mm²), 2x (0.75 ... 2.5 mm²)

2x (0.5 ... 1.5 mm²), 2x (0.75 ... 2.5 mm²)

2x (20 ... 16), 2x (18 ... 14)

Certificates/approvals:

verification of suitability

CE / UL / CSA / CCC

Further information:

Information- and Downloadcenter (Catalogs, Brochures,...)

<http://www.siemens.com/industrial-controls/catalogs>

Global Industry Mall (Online ordering system)

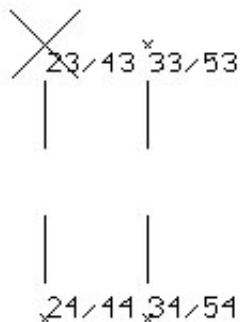
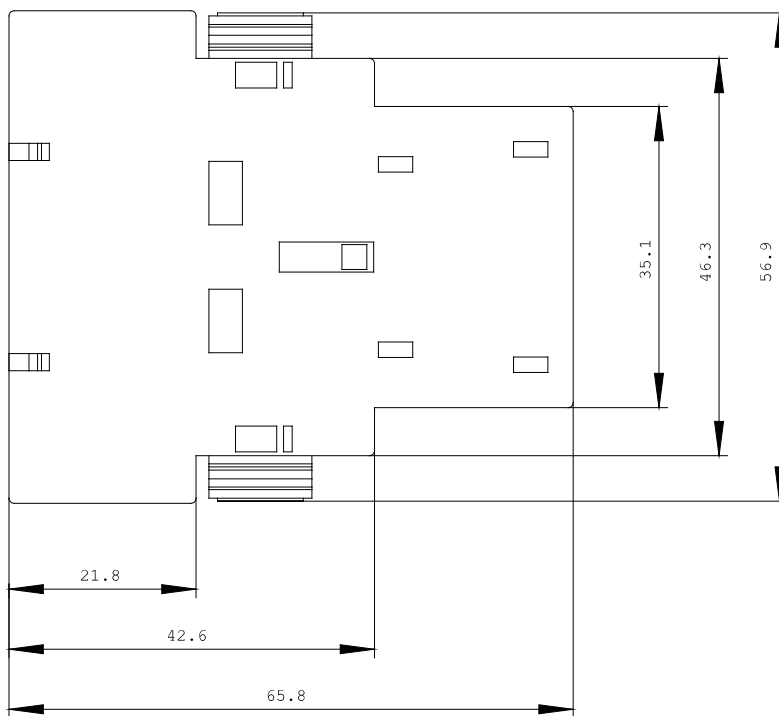
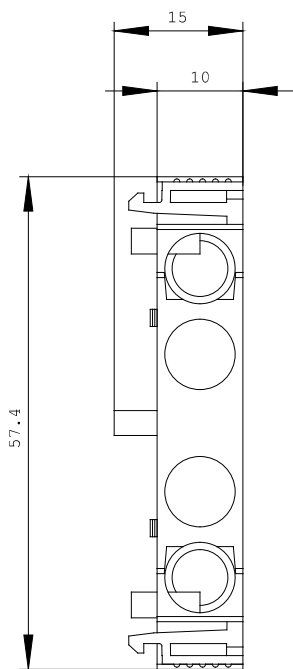
<http://www.siemens.com/industrial-controls/mall>

Service&Support (Manuals, Certificates, Characteristics, FAQs,...)

<http://support.automation.siemens.com/WW/view/en/3RH2911-1DA20/all>

Image database (product images, 2D dimension drawings, 3D models, device circuit diagrams, ...)

http://www.automation.siemens.com/bilddb/cax_en.aspx?mlfb=3RH2911-1DA20



last change:

May 4, 2010