

AUX. SWITCH BLOCK 22U,  
2NO+2NC COND. PATHS: 1NO, 1NO, 1NC,  
1NC,  
F. CONT. RELAYS A. MOTOR CONT. SZ S00 AND S0,

### General technical data:

<b>Product brand name</b>		SIRIUS
<b>Product designation</b>		auxiliary switch can be snapped onto the front side
<b>Acceptability for application</b>		Contactor relay and power contactor
<b>Size of the contactor</b>		S00
<b>Protection class IP / frontal/front side</b>		IP20
<b>Ambient temperature</b>		
• during storage	°C	-55 ... 80
• during the operating phase	°C	-25 ... 60
<b>Mechanical operating cycles as operating time</b>		
• typical		10,000,000
<b>Electrical operating cycles as operating time / at AC-15 / at 230 V</b>		
• typical		200,000
<b>Contact reliability</b>		one incorrect switching operation of 100 million switching operations (17 V, 5 mA)
<b>Contact reliability / of the auxiliary contacts</b>		one incorrect switching operation of 100 million switching operations (17 V, 5 mA)
<b>Insulation voltage / with degree of pollution 3</b>		
• rated value	V	690
<b>Impulse voltage resistance</b>		
• rated value	kV	6

### Auxiliary circuit:

<b>Number of NC contacts / for auxiliary contacts</b>		
• instantaneous switching		0
• lagging switching		2
<b>Number of NO contacts / for auxiliary contact</b>		
• instantaneous switching		0
• leading switching		2
<b>Number of changeover contacts / of the auxiliary contacts</b>		
• non-delayed		2
<b>Operating current / of the auxiliary contacts</b>		

- at AC-12
  - at 24 V
  - at 230 V
  - at 400 V
  - at 690 V
  - maximum
- at AC-14
  - at 125 V
  - at 250 V
- at AC-15
  - at 24 V
  - at 230 V
  - at 690 V
  - at 400 V
- at DC-13
  - at 24 V
  - at 48 V
  - at 60 V
  - at 110 V
  - at 125 V
  - at 220 V
  - at 250 V

A	6
A	6
A	6
A	6
A	6
A	6
A	6
A	6
A	1
A	3
A	10
A	2
A	2
A	1
A	0.9
A	0.3
A	0.3

#### Installation/mounting/dimensions:

##### Type of fixing/fixation

snap-on mounting

##### Width

mm 36

##### Height

mm 41.5

##### Depth

mm 66

#### Connections:

##### design of the electrical connection

- for auxiliary and control current circuit

spring-loaded terminals

##### Type of connectable conductor cross section

- for auxiliary contact
  - solid
  - stranded wire
    - with wire end processing
    - without conductor final cutting
- for AWG conductors / for auxiliary contacts

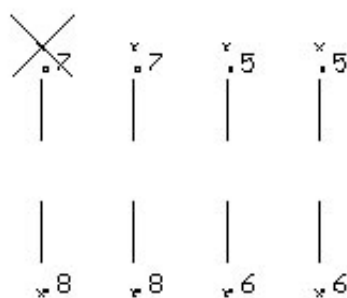
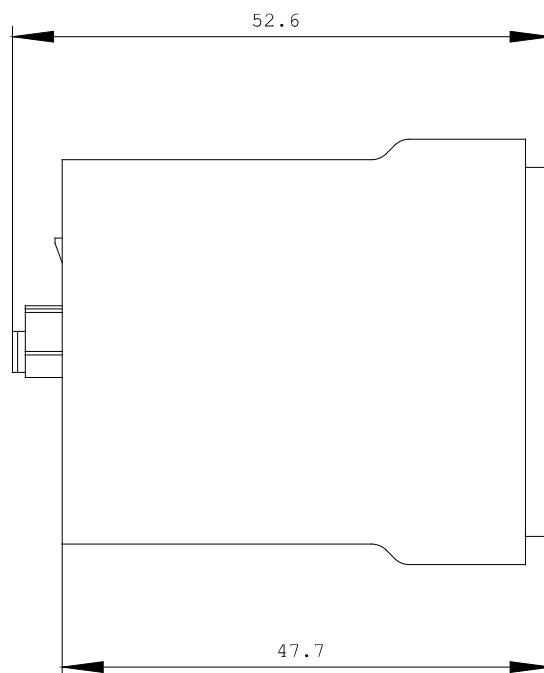
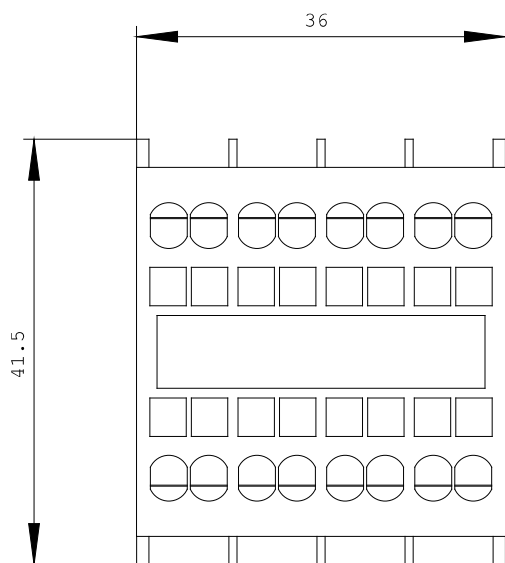
2x (0.5 ... 2.5 mm<sup>2</sup>)

2x (0.5 ... 1.5 mm<sup>2</sup>)

2 x (0.5 ... 1.5 mm<sup>2</sup>)

2x (20 ... 14)

#### Certificates/approvals:

**Further information:****Information- and Downloadcenter (Catalogs, Brochures,...)**<http://www.siemens.com/industrial-controls/catalogs>**Global Industry Mall (Online ordering system)**<http://www.siemens.com/industrial-controls/mall>**Service&Support (Manuals, Certificates, Characteristics, FAQs,...)**<http://support.automation.siemens.com/WW/view/en/3RH2911-2FC22/all>**Image database (product images, 2D dimension drawings, 3D models, device circuit diagrams, ...)**[http://www.automation.siemens.com/bilddb/cax\\_en.aspx?mlfb=3RH2911-2FC22](http://www.automation.siemens.com/bilddb/cax_en.aspx?mlfb=3RH2911-2FC22)**last change:**

May 4, 2010