

AUX. SWITCH BLOCK ,
 3NO+1NC COND. PATHS: 1NC, 1NO, 1NO,
 1NO,
 F. CONT. RELAYS A. MOTOR CONT. SZ S00 AND S0,

General technical data:

Product brand name		SIRIUS
Product designation		auxiliary switch can be snapped onto the front side
Acceptability for application		Contactor relay and power contactor
Size of the contactor		S00
Protection class IP / frontal/front side		IP20
Ambient temperature		
• during storage	°C	-55 ... 80
• during the operating phase	°C	-25 ... 60
Mechanical operating cycles as operating time		
• typical		10,000,000
Electrical operating cycles as operating time / at AC-15 / at 230 V		
• typical		200,000
Contact reliability		one incorrect switching operation of 100 million switching operations (17 V, 5 mA)
Contact reliability / of the auxiliary contacts		one incorrect switching operation of 100 million switching operations (17 V, 5 mA)
Insulation voltage / with degree of pollution 3		
• rated value	V	690
Impulse voltage resistance		
• rated value	kV	6

Auxiliary circuit:

Number of NC contacts / for auxiliary contacts		
• instantaneous switching		1
• lagging switching		0
Number of NO contacts / for auxiliary contact		
• instantaneous switching		3
• leading switching		0
Number of changeover contacts / of the auxiliary contacts		
• non-delayed		0
Operating current / of the auxiliary contacts		

- at AC-12
 - at 24 V
 - at 230 V
 - at 400 V
 - at 690 V
 - maximum
- at AC-14
 - at 125 V
 - at 250 V
- at AC-15
 - at 24 V
 - at 230 V
 - at 690 V
 - at 400 V
- at DC-13
 - at 24 V
 - at 48 V
 - at 60 V
 - at 110 V
 - at 125 V
 - at 220 V
 - at 250 V

A	6
A	6
A	6
A	6
A	6
A	6
A	6
A	6
A	1
A	3
A	10
A	2
A	2
A	1
A	0.9
A	0.3
A	0.3

Installation/mounting/dimensions:

Type of fixing/fixation

snap-on mounting

Width

mm 36

Height

mm 41.5

Depth

mm 66

Connections:

design of the electrical connection

- for auxiliary and control current circuit

spring-loaded terminals

Type of connectable conductor cross section

- for auxiliary contact
 - solid
 - stranded wire
 - with wire end processing
 - without conductor final cutting
- for AWG conductors / for auxiliary contacts

2x (0.5 ... 2.5 mm²)

2x (0.5 ... 1.5 mm²)

2 x (0.5 ... 1.5 mm²)

2x (20 ... 14)

Certificates/approvals:

Further information:

Information- and Downloadcenter (Catalogs, Brochures,...)

<http://www.siemens.com/industrial-controls/catalogs>

Global Industry Mall (Online ordering system)

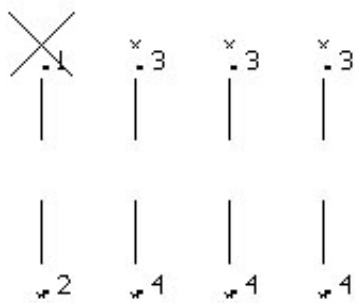
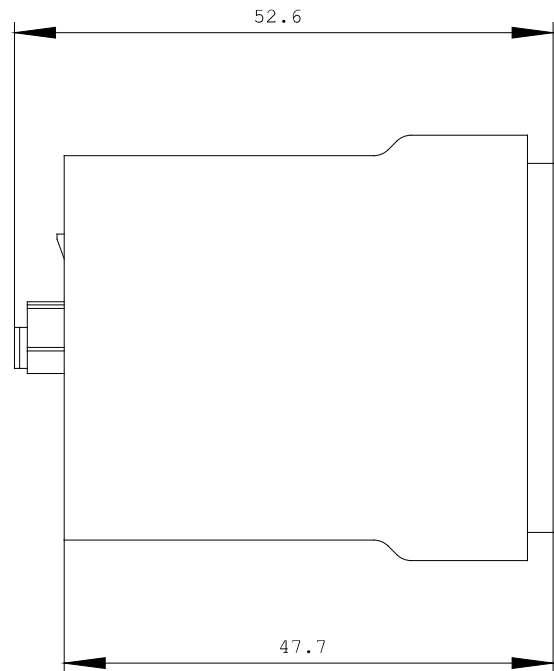
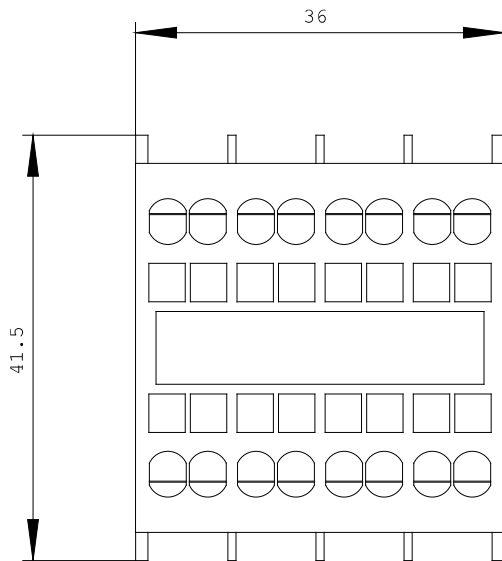
<http://www.siemens.com/industrial-controls/mall>

Service&Support (Manuals, Certificates, Characteristics, FAQs,...)

<http://support.automation.siemens.com/WWW/view/en/3RH2911-2HA31/all>

Image database (product images, 2D dimension drawings, 3D models, device circuit diagrams, ...)

http://www.automation.siemens.com/bilddb/cax_en.aspx?mlfb=3RH2911-2HA31



last change:

May 4, 2010