



Input coupler Relay coupler, 1 change-over contact hard gold-plated contacts 24 V AC/DC screw terminal Overall width 6.2 mm Thermal current 6A

product brand name	SIRIUS
product category	SIRIUS 3RQ3 coupling relays in slim design
product designation	Coupling relays with relay output (not plug-in)
design of the product	Input coupling link
product type designation	3RQ3
General technical data	
display version LED	Yes
product component	
• relay output	Yes
• semi-conductor output	No
consumed active power	0.3 W
insulation voltage for overvoltage category III according to IEC 60664 with degree of pollution 3 rated value	300 V
surge voltage resistance rated value	4 kV
maximum permissible voltage for safe isolation	
• between control and auxiliary circuit	300 V
percental drop-out voltage related to the input voltage	10 %
protection class IP	IP20
flammability class of enclosure material	UL94 V-0
shock resistance	
• according to IEC 60068-2-27	sinusoidal half-wave 15g / 11 ms
vibration resistance	
• according to IEC 60068-2-6	6 ... 150 Hz: 2 g
operating frequency maximum	72 000 1/h
switching behavior	monostable
mechanical service life (operating cycles) typical	10 000 000
thermal current	6 A
reference code according to IEC 81346-2	K
Substance Prohibitance (Date)	03/25/2015
Control circuit/ Control	
control supply voltage at AC	
• at 50 Hz rated value	24 V
• at 60 Hz rated value	24 V
control supply voltage frequency	
• 1 rated value	50 Hz
• 2 rated value	60 Hz
control supply voltage at DC	
• rated value	24 V
operating range factor control supply voltage rated value at DC	
• initial value	0.8




• full-scale value	1.25
operating range factor control supply voltage rated value at AC at 50 Hz	
• initial value	0.8
• full-scale value	1.25
operating range factor control supply voltage rated value at AC at 60 Hz	
• initial value	0.8
• full-scale value	1.25
ON-delay time	
• at AC maximum	12 ms
• at DC maximum	12 ms
OFF-delay time	14 ms
design of the relay operating mechanism	poled
product component plug-in socket	No
Short-circuit protection	
design of the fuse link for short-circuit protection of the auxiliary switch required	fuse gG: 4 A
Auxiliary circuit	
type of switching contact	Changeover contact
material of switching contacts	AgSnO ₂ hard gold-plated
number of CO contacts for auxiliary contacts	1
operational current of auxiliary contacts at AC-15	
• at 24 V	3 A
• at 250 V	3 A
operational current of auxiliary contacts at DC-13	
• at 24 V	1 A
• at 125 V	0.2 A
• at 250 V	0.1 A
contact reliability of auxiliary contacts	one incorrect switching operation of 100 million switching operations (5 V, 1 mA)
Main circuit	
type of voltage	AC/DC
Inputs/ Outputs	
property of the output short-circuit proof	No
ampacity of the output relay at AC-15 at 250 V at 50/60 Hz	3 A
ampacity of the output relay at DC-13	
• at 24 V	1 A
• at 125 V	0.2 A
• at 250 V	0.1 A
Electromagnetic compatibility	
EMC emitted interference according to IEC 60947-1	ambience A (industrial sector)
EMC immunity according to IEC 60947-1	corresponds to degree of severity 3
conducted interference	
• due to burst according to IEC 61000-4-4	2 kV
• due to conductor-earth surge according to IEC 61000-4-5	2 kV
• due to conductor-conductor surge according to IEC 61000-4-5	1 kV
field-based interference according to IEC 61000-4-3	10 V/m
electrostatic discharge according to IEC 61000-4-2	6 kV contact discharge / 8 kV air discharge
Display	
display version as status display by LED	LED green
Connections/ Terminals	
product function removable terminal	No
type of electrical connection for auxiliary and control circuit	screw-type terminals
wire length	
• at AC maximum	500 m
• at DC maximum	1 000 m
type of connectable conductor cross-sections	
• solid	1x (0.25 ... 2.5 mm ²)
• finely stranded with core end processing	1x (0.25 ... 1.5 mm ²)
• at AWG cables solid	1 x (20 ... 14)

connectable conductor cross-section	
• solid	0.25 ... 2.5 mm ²
• finely stranded with core end processing	0.25 ... 1.5 mm ²
AWG number as coded connectable conductor cross section	
• solid	20 ... 14
tightening torque with screw-type terminals	0.5 ... 0.6 N·m
Installation/ mounting/ dimensions	
mounting position	any
fastening method	snap-on mounting
height	93 mm
width	6.2 mm
depth	72.5 mm
required spacing	
• with side-by-side mounting	
— forwards	0 mm
— backwards	0 mm
— upwards	0 mm
— downwards	0 mm
— at the side	0 mm
• for grounded parts	
— forwards	0 mm
— backwards	0 mm
— upwards	0 mm
— at the side	0 mm
— downwards	0 mm
• for live parts	
— forwards	0 mm
— backwards	0 mm
— upwards	0 mm
— downwards	0 mm
— at the side	0 mm
Ambient conditions	
installation altitude at height above sea level maximum	2 000 m
ambient temperature	
• during operation	-25 ... +60 °C
• during storage	-40 ... +85 °C
• during transport	-40 ... +85 °C
relative humidity during operation	10 ... 95 %
Certificates/ approvals	
General Product Approval	
EMC	



[Confirmation](#)



Declaration of Conformity	Test Certificates	Marine / Shipping	other
			Confirmation

Further information

Siemens has decided to exit the Russian market (see here).

<https://press.siemens.com/global/en/pressrelease/siemens-wind-down-russian-business>

Siemens is working on the renewal of the current EAC certificates.

Please contact your local Siemens office on the status of validity of the EAC certification if you intend to import or offer to supply these products to an EAC relevant market (other than the sanctioned EAEU member states Russia or Belarus).

Information on the packaging

<https://support.industry.siemens.com/cs/ww/en/view/109813875>

Information- and Downloadcenter (Catalogs, Brochures,...)

<https://www.siemens.com/ic10>

Industry Mall (Online ordering system)

<https://mall.industry.siemens.com/mall/en/en/Catalog/product?mlfb=3RQ3038-1AB01>

Cax online generator

<http://support.automation.siemens.com/WW/CAXorder/default.aspx?lang=en&mlfb=3RQ3038-1AB01>

Service&Support (Manuals, Certificates, Characteristics, FAQs,...)

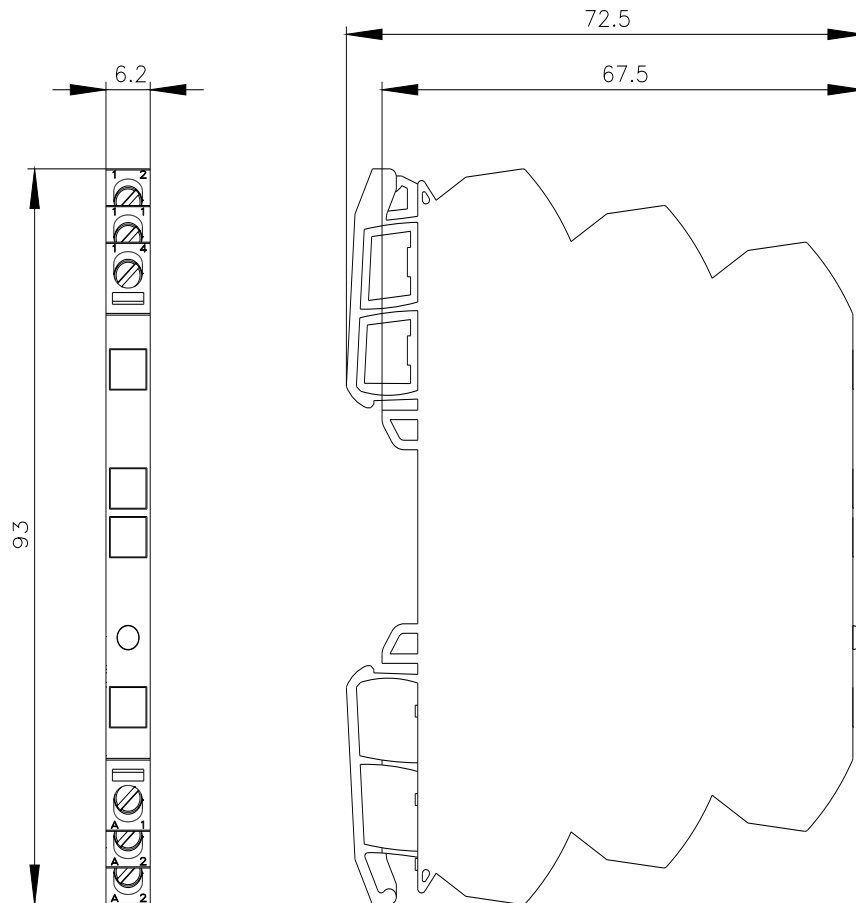
<https://support.industry.siemens.com/cs/ww/en/ps/3RQ3038-1AB01>

Image database (product images, 2D dimension drawings, 3D models, device circuit diagrams, EPLAN macros, ...)

http://www.automation.siemens.com/bilddb/cax_de.aspx?mlfb=3RQ3038-1AB01&lang=en

Characteristic: Derating

<https://support.industry.siemens.com/cs/ww/en/ps/3RQ3038-1AB01/manual>





last modified:

1/26/2022