

CONTACTOR, AC-3, 15KW/400V, 1NO+1NC,
DC 24V, 3-POLE, SZ S0 SCREW TERMINAL

General technical data:

Product brand name		SIRIUS
Product designation		3RT2 contactor
Size of the contactor		S0
Protection class IP / frontal/front side		IP20
Degree of pollution		3
Altitude of installation site / at a height over sea level / maximum	m	2,000
Ambient temperature		
• during storage	°C	-55 ... 80
• during the operating phase	°C	-25 ... 60
• during transport	°C	-55 ... 80
Resistance against shock		12.5g / 5 ms and 7.8g / 10 ms
Impulse voltage resistance / rated value	kV	6
Insulation voltage / rated value	V	690
Resistive loss		
• per conductor / typical	W	2.7
• of the magnet coil / at DC / typical	W	5.9
Item designation		
• according to DIN 40719 extendable after IEC 204-2 / according to IEC 750		K
• according to DIN EN 61346-2		Q
Mechanical operating cycles as operating time		
• of the contactor / typical		10,000,000
• of the contactor with added auxiliary switch block / typical		10,000,000
• of the contactor with added electronics-compatible auxiliary switch block / typical		10,000,000

Main circuit:

Number of poles / for main current circuit		3
Number of NC contacts / for main contacts		0
Number of NO contacts / for main contacts		3
Operating voltage / at 3 AC / rated value		
• maximum	V	690

Operating current / at AC-1 / at 400 V		
• at 40 °C ambient temperature / rated value	A	50
• at 60 °C ambient temperature / rated value	A	45
Operating current		
• at AC-2 / at 400 V / rated value	A	32
• at AC-3 / at 400 V / rated value	A	32
• at AC-4 / at 400 V / rated value	A	20
• with 1 current path / at DC-1		
• at 24 V / rated value	A	35
• at 110 V / rated value	A	4.5
• with 2 current paths in series / at DC-1		
• at 24 V / rated value	A	35
• at 110 V / rated value	A	35
• with 3 current paths in series / at DC-1		
• at 24 V / rated value	A	35
• at 110 V / rated value	A	35
• with 1 current path / at DC-3 / at DC-5		
• at 24 V / rated value	A	20
• at 110 V / rated value	A	2.5
• with 2 current paths in series / at DC-3 / at DC-5		
• at 24 V / rated value	A	35
• at 110 V / rated value	A	15
• with 3 current paths in series / at DC-3 / at DC-5		
• at 24 V / rated value	A	35
• at 110 V / rated value	A	35
Service power		
• at AC-2 / at 400 V / rated value	kW	15
• at AC-3		
• at 400 V / rated value	kW	15
• at 500 V / rated value	kW	15
• at 690 V / rated value	kW	15
• at AC-4 / at 400 V / rated value	kW	15
Operating reactive power / at AC-6b		
• at 230 V / rated value	var	0
• at 400 V / rated value	var	0
• at 690 V / rated value	var	0
Off-load operating frequency		
	1/h	1,500
Switching frequency		
• at AC-1 / according to IEC 60947-6-2 / maximum	1/h	1,000
• at AC-2 / according to IEC 60947-6-2 / maximum	1/h	750

- | | |
|-----|-----|
| 1/h | 750 |
| 1/h | 250 |

Design of activation of the operating mechanism		conventional
Type of voltage / of the controlled supply voltage		DC
Control supply voltage / 1 • for DC • rated value	V	24
Operating range factor control supply voltage rated value / of solenoid • for DC		0.8 ... 1.1
Pull-in power / of the solenoid / with DC	W	5.9
Holding power / of solenoid / with DC	W	5.9

Product extension / auxiliary switch		Yes
Contact reliability / of the auxiliary contacts		1 faulty switching per 100 million (17 V, 1 mA)
Number of NC contacts / for auxiliary contacts		
• instantaneous switching		1
• lagging switching		0
Number of NO contacts / for auxiliary contacts		
• instantaneous switching		1
• leading switching		0
Operating current / of the auxiliary contacts		
• at AC-12 / maximum	A	10
• at AC-15		
• at 230 V	A	10
• at 400 V	A	3
• at DC-12		
• at 48 V	A	6
• at 60 V	A	6
• at 110 V	A	3
• at 220 V	A	1
• at DC-13		
• at 24 V	A	6
• at 48 V	A	2
• at 60 V	A	2
• at 110 V	A	1
• at 220 V	A	0.3

Short-circuit:**Design of the fuse link**

- for short-circuit protection of the auxiliary switch / required
- for short-circuit protection of the main circuit
 - at type of coordination 1 / required
 - at type of coordination 2 / required

fuse gL/gG: 10 A

gL/gG LV HRC 3NA, DIAZED 5SB, NEOZED 5SE:
100 AgL/gG LV HRC 3NA, DIAZED 5SB, NEOZED 5SE:
35A**Installation/mounting/dimensions:****built in orientation**

vertical

Type of fixing/fixationscrew and snap-on mounting onto 35 mm standard
mounting rail according to DIN EN 50022**Type of fixing/fixation / Series installation**

Yes

Width

mm

45

Height

mm

85

Depth

mm

102

distance, to be maintained, to the ranks assembly

- forwards
- backwards
- upwards
- downwards
- sideways

mm

0

mm

0

mm

6

mm

6

mm

0

distance, to be maintained, to earthed part

- forwards
- backwards
- upwards
- downwards
- sideways

mm

6

mm

0

mm

6

mm

6

mm

6

distance, to be maintained, conductive elements

- forwards
- backwards
- upwards
- downwards
- sideways

mm

6

mm

6

mm

6

mm

10

mm

6

Connections:**design of the electrical connection**

- for main current circuit
- for auxiliary and control current circuit

screw-type terminals

screw-type terminals

Type of the connectable conductor cross-section

- for main contacts
 - unifilar
 - stranded wire
 - stranded wire
 - with conductor end processing
- at AWG-conductors / for main contacts
- for auxiliary contact
 - solid
 - stranded wire
 - with wire end processing
- for AWG conductors / for auxiliary contacts

2x (1 ... 2.5 mm ²), 2x (2.5 ... 10 mm ²)
2x (1 ... 2.5 mm ²), 2x (2.5 ... 10 mm ²)
2x (1 ... 2.5 mm ²), 2x (2.5 ... 6 mm ²), 1x 10 mm ²
2x (16 ... 12), 2x (14 ... 8)
2x (0.5 ... 1.5 mm ²), 2x (0.75 ... 2.5 mm ²)
2x (0.5 ... 1.5 mm ²), 2x (0.75 ... 2.5 mm ²)
2x (20 ... 16), 2x (18 ... 14)

Certificates/approvals:

verification of suitability

CE / UL / CSA / CCC

Safety:

B10 value / with high demand rate

- according to SN 31920

1,000,000

T1 value / for proof test interval or service life

- according to IEC 61508

a

20

Proportion of dangerous failures

- with low demand rate / according to SN 31920
- with high demand rate / according to SN 31920

%

75

%

75

Failure rate (FIT value) / with low demand rate

- according to SN 31920

FIT

50

Protection against electrical shock

finger-safe

Further information:

Information- and Downloadcenter (Catalogs, Brochures,...)

<http://www.siemens.com/industrial-controls/catalogs>

Global Industry Mall (Online ordering system)

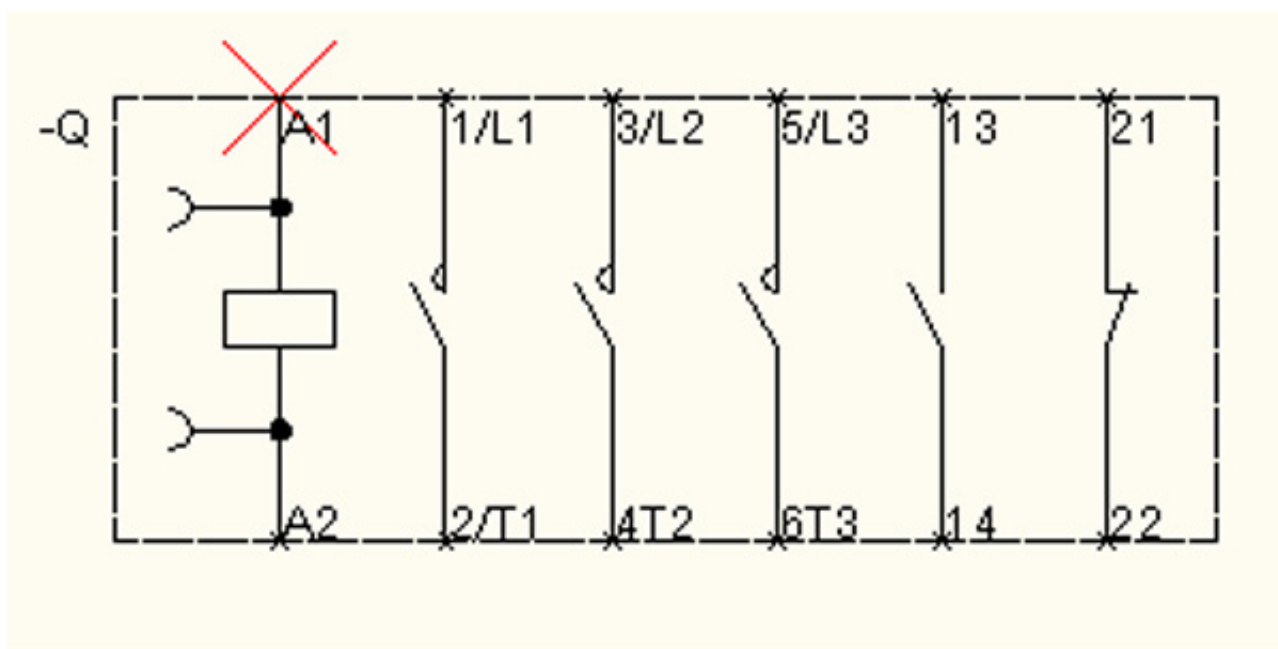
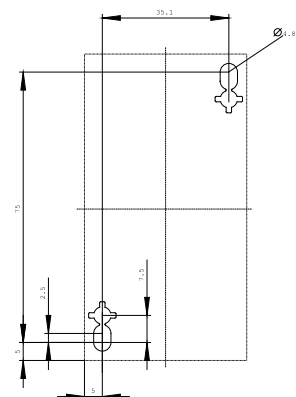
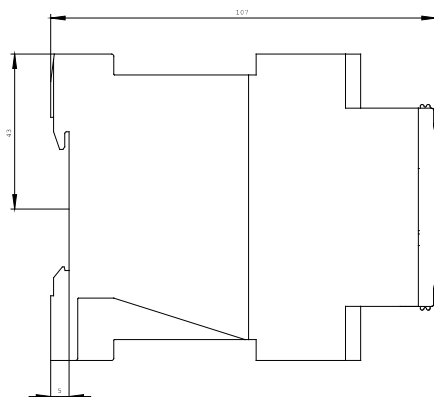
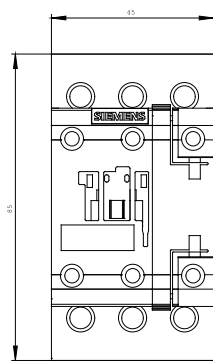
<http://www.siemens.com/industrial-controls/mall>

Service&Support (Manuals, Certificates, Characteristics, FAQs,...)

<http://support.automation.siemens.com/WW/view/en/3RT2027-1BB40/all>

Image database (product images, 2D dimension drawings, 3D models, device circuit diagrams, ...)

http://www.automation.siemens.com/bilddb/cax_en.aspx?mlfb=3RT2027-1BB40



last change:

May 8, 2010