



CIRCUIT-BREAKER SIZE S0,
FOR MOTOR PROTECTION, CLASS 10,
A-REL. 17...22A, N-REL. 286A,
SCREW TERMINAL,
STANDARD SWITCHING CAPACITY

General technical data:

| | | |
|--|---|-----------------|
| product brand name | | SIRIUS |
| product designation | | circuit breaker |
| Size of the circuit-breaker | | S0 |
| Number of poles / for main current circuit | | 3 |
| Product function | | |
| • removable terminal for auxiliary and control circuit | | No |
| • overload protection | | Yes |
| • phase disturbance recognition | | Yes |
| • short-circuit to earth recognition | | No |
| Product component | | |
| • auxiliary switch | | No |
| • undervoltage release mechanism | | No |
| • trip indicator | | No |
| Product extension | | |
| • auxiliary switch | | Yes |
| • optional / motor drive | | No |
| Impulse voltage resistance / rated value | V | 6,000 |
| Protection class IP / on the front | | IP20 |
| Protection against electrical shock | | finger-safe |

| | | |
|---|----|-------------|
| Installation altitude / at a height over sea level / maximum | m | 2,000 |
| Resistance against shock | | 25g / 11 ms |
| Ambient temperature | | |
| • during transport | °C | -50 ... +80 |
| • during storage | °C | -50 ... +80 |
| • during operating | °C | -20 ... +70 |
| Active power loss / total / typical | W | 8 |

| | | |
|---|-----|---------|
| Main circuit: | | |
| Operating voltage / rated value | V | 690 |
| type of voltage | | AC/DC |
| Service power / at AC-3 / at 400 V / rated value | kW | 11 |
| Operational current / at AC-3 / at 400 V / rated value | A | 22 |
| Mechanical operating cycles as operating time / of the main contacts / typical | | 100,000 |
| Frequency of operation / at AC-3 / according to IEC 60947-6-2 | 1/h | 15 |

| | | |
|--|--|---|
| Auxiliary circuit: | | |
| Number of change-over switches / for auxiliary contacts | | 0 |

| | | |
|--|----|-----------|
| Protection function: | | |
| Trip class | | CLASS 10 |
| Adjustable response current / of the current-dependent overload release | A | 17 ... 22 |
| Breaking capacity limit short-circuit current (I_{cu}) | | |
| • at 400 V / rated value | kA | 50 |
| • at 500 V / rated value | kA | 10 |
| • at 690 V / rated value | kA | 4 |

| | | |
|--|----|--|
| Installation/mounting/dimensions: | | |
| Type of mounting | | screw and snap-on mounting onto 35 mm standard mounting rail according to DIN EN 50022 |
| mounting position | | any |
| Depth | mm | 96 |
| Height | mm | 97 |
| Width | mm | 45 |

| | | |
|--|--|----------------------|
| Connections: | | |
| Arrangement of electrical connectors / for main current circuit | | front side |
| Design of the electrical connection | | |
| • for main current circuit | | screw-type terminals |
| • for auxiliary and control current circuit | | screw-type terminals |
| Type of the connectable conductor cross-section | | |

- for main contacts
 - solid
 - finely stranded
 - with conductor end processing
 - stranded
- for AWG conductors / for main contacts

2x (1 ... 2.5 mm²), 2x (2.5 ... 6 mm²)

2x (1 ... 2.5 mm²), 2x (2.5 ... 6 mm²)

2x (1 ... 2.5 mm²), 2x (2.5 ... 6 mm²)

2x (14 ... 10)

Certificates/approvals:

General Product Approval

For use in hazardous locations

Declaration of Conformity



CSA



GOST



KETI



UL



ATEX



EG-Konf.

Test Certificates

[Special Test Certificate](#)

Shipping Approval



ABS



BUREAU
VERITAS



DNV



GL



LRS



RMRS

other

[Confirmation](#)

[Declaration of
Conformity](#)

[other](#)

[Environmental
Confirmations](#)

Further information:

Information- and Downloadcenter (Catalogs, Brochures,...)

<http://www.siemens.com/industrial-controls/catalogs>

Industry Mall (Online ordering system)

<http://www.siemens.com/industrial-controls/mall>

Cax online generator:

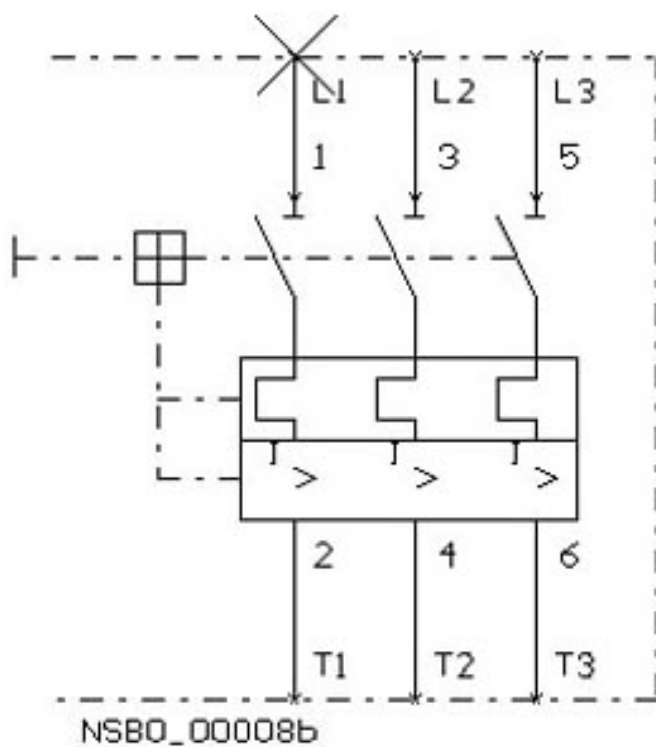
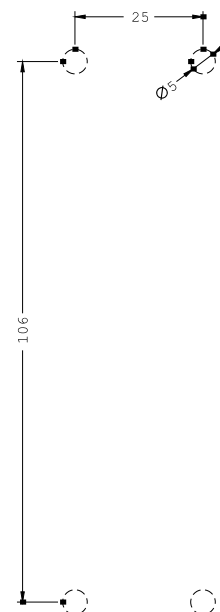
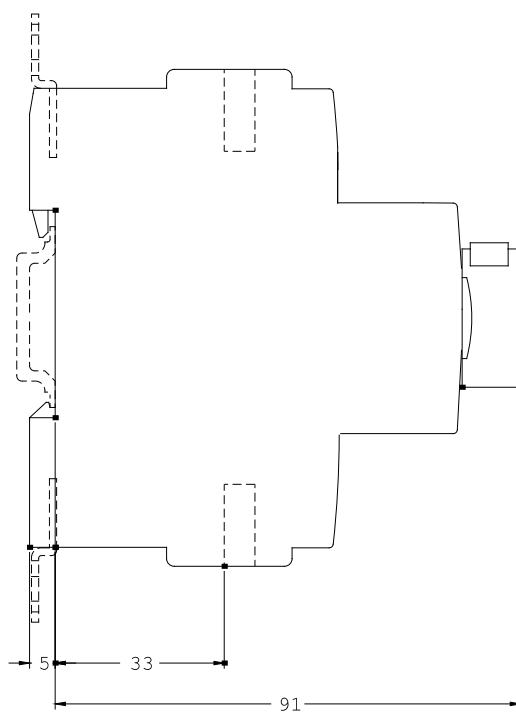
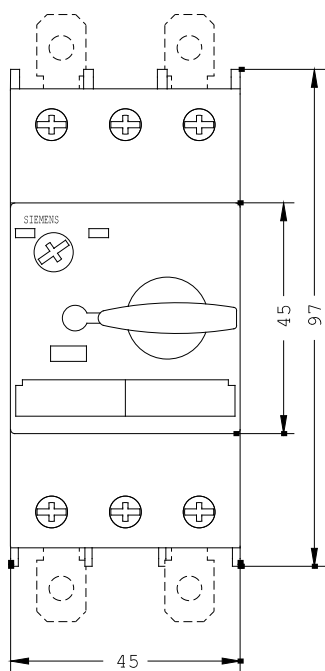
<http://www.siemens.com/cax>

Service&Support (Manuals, Certificates, Characteristics, FAQs,...)

<http://support.automation.siemens.com/WW/view/en/3RV1021-4CA10/all>

Image database (product images, 2D dimension drawings, 3D models, device circuit diagrams, ...)

http://www.automation.siemens.com/bilddb/cax_en.aspx?mlfb=3RV1021-4CA10



last change:

Feb 26, 2013