

LATERAL AUXILIARY SWITCH 1NO+1NC,
SCREW CONNECTION, FOR CIRCUIT-BREAKERS,
SZ S00/S0

General technical data:

Product brand name		SIRIUS
Product designation		auxiliary switch, lateral
Design of the product		lateral auxiliary switches
Size of the circuit-breaker		S00
Protection class IP / frontal/front side		IP20
Ambient temperature		
• during storage	°C	-50 ... 80
• during the operating phase	°C	-20 ... 60

Auxiliary circuit:

Number of NC contacts / for auxiliary contacts		
• instantaneous switching		1
Number of NO contacts / for auxiliary contacts		
• instantaneous switching		1
Number of changeover contacts / of the auxiliary contacts		
• non-delayed		0
Operating current / of the auxiliary contacts		
• at AC-12		
• at 24 V	A	10
• at 230 V	A	10
• at 400 V	A	10
• at 690 V	A	10
• maximum	A	10
• at AC-15		
• at 24 V	A	6
• at 230 V	A	4
• at 690 V	A	1
• at 400 V	A	3
• at DC-13		
• at 24 V	A	2
• at 110 V	A	0.5

- at 125 V
- at 220 V
- at 250 V

A	0.5
A	0.25
A	0.25

Installation/mounting/dimensions:

Type of fixing/fixation		plug-in fixing
Width	mm	9.5
Height	mm	90
Depth	mm	70

Connections:

design of the electrical connection <ul style="list-style-type: none"> • for auxiliary and control current circuit 		screw-type terminals
Type of connectable conductor cross section <ul style="list-style-type: none"> • for auxiliary contacts <ul style="list-style-type: none"> • solid • finely stranded <ul style="list-style-type: none"> • with wire end processing • for AWG conductors / for auxiliary contacts 		2x (0.5 ... 1.5 mm ²), 2x (0.75 ... 2.5 mm ²) 2x (0.5 ... 1.5 mm ²), 2x (0.75 ... 2.5 mm ²) 2x (20 ... 14)

Certificates/approvals:

verification of suitability		CE / UL / CSA / CCC
-----------------------------	--	---------------------

Further information:

Information- and Downloadcenter (Catalogs, Brochures,...)

<http://www.siemens.com/industrial-controls/catalogs>

Global Industry Mall (Online ordering system)


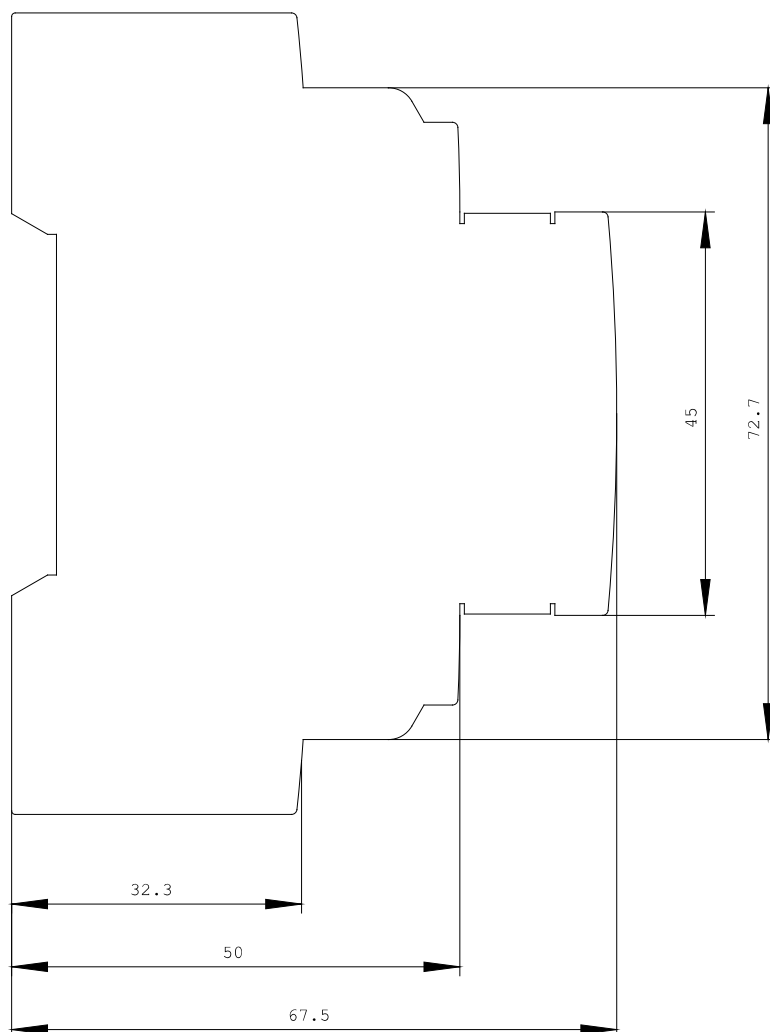
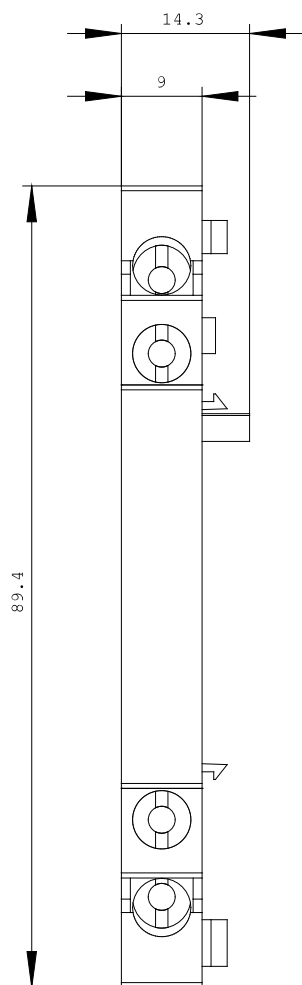
<http://www.siemens.com/industrial-controls/mall>

Service&Support (Manuals, Certificates, Characteristics, FAQs,...)

<http://support.automation.siemens.com/WW/view/en/3RV2901-1A/all>

Image database (product images, 2D dimension drawings, 3D models, device circuit diagrams, ...)

http://www.automation.siemens.com/bilddb/cax_en.aspx?mlfb=3RV2901-1A



last change:

Apr 26, 2010