



Position switch Metal enclosure 40 mm according to EN 50041 Device connection 1x (M20 x 1.5) 1 NO/2 NC quick action contacts Rounded plunger with 3 mm overtravel Stainless steel plunger

product brand name

product designation

product type designation

manufacturer's article number

- of the supplied basic switch
- of the supplied actuator head for position switches
- of the supplied switching contacts
- of the supplied empty enclosure with cover

suitability for use safety switch

SIRIUS

Mechanical position switches

3SE5

[3SE5112-0LA00](#)

[3SE5000-0AC02](#)

[3SE5000-0LA00](#)

[3SE5112-0AA00](#)

Yes

General technical data

product function positive opening

Yes

insulation voltage rated value

400 V

degree of pollution

class 3

surge voltage resistance rated value

6 kV

protection class IP

IP66/IP67

shock resistance

- according to IEC 60068-2-27

30g / 11 ms

vibration resistance according to IEC 60068-2-6

0.35 mm/5g

mechanical service life (operating cycles) typical

15 000 000

electrical endurance (operating cycles) at AC-15 at 230 V typical

100 000

electrical endurance (operating cycles) with contactor 3RH11, 3RT1016, 3RT1017, 3RT1024, 3RT1025, 3RT1026 typical

10 000 000

Electrical operating cycles in one hour with contactor 3RH11, 3RT1016, 3RT1017, 3RT1024, 3RT1025, 3RT1026

6 000

thermal current

10 A

material of the enclosure of the switch head

metal

reference code according to IEC 81346-2

B

continuous current of the C characteristic MCB

1 A; for a short-circuit current smaller than 400 A

continuous current of the quick DIAZED fuse link

10 A; for a short-circuit current smaller than 400 A

continuous current of the DIAZED fuse link gG

6 A

active principle

mechanical

repeat accuracy

0.05 mm

Substance Prohibitance (Date)

07/01/2006

minimum actuating force in directions of actuation

20 N

length of the sensor

103.5 mm

width of the sensor

40 mm

Ambient conditions

ambient temperature

- during operation
- during storage

-25 ... +85 °C

-40 ... +90 °C

explosion protection category for dust	none
design of the switching contact	mechanical
operating frequency rated value	50 ... 60 Hz
number of NC contacts for auxiliary contacts	2
number of NO contacts for auxiliary contacts	1
operational current at AC-15	
• at 24 V rated value	6 A
• at 125 V rated value	6 A
• at 240 V rated value	6 A
• at 400 V rated value	4 A
operational current at DC-13	
• at 24 V rated value	3 A
• at 125 V rated value	0.55 A
• at 250 V rated value	0.27 A
• at 400 V rated value	0.12 A
Enclosure	
design of the housing	block, narrow
material of the enclosure	metal
coating of the enclosure	cathodic dip coating
design of the housing according to standard	Yes
Drive Head	
design of the actuating element	Rounded plunger, high-grade steel plunger
standard-compliant actuator head	EN 50041, design B
shape of the switch head	rounded
design of the switching function	positive opening
circuit principle	snap-action contacts
number of switching contacts safety-related	2
cable entry type	1x (M20 x 1.5)
Installation/ mounting/ dimensions	
mounting position	any
fastening method	screw fixing
Connections/ Terminals	
type of electrical connection	screw-type terminals
type of connectable conductor cross-sections	
• solid	1x (0.5 ... 1.5 mm ²), 2x (0.5 ... 0.75 mm ²)
• finely stranded with core end processing	1x (0.5 ... 1.5 mm ²), 2x (0.5 ... 0.75 mm ²)
• at AWG cables solid	1x (20 ... 16), 2x (20 ... 18)
• at AWG cables stranded	1x (20 ... 16), 2x (20 ... 18)
design of the interface for safety-related communication	without
Communication/ Protocol	
design of the interface	without
Certificates/ approvals	
General Product Approval	



[Confirmation](#)



Functional Safety/Safety of Machinery	Declaration of Conformity	Test Certificates	other
---------------------------------------	---------------------------	-------------------	-------

[Type Examination Certificate](#)



[Type Test Certificates/Test Report](#)

[Confirmation](#)

Further information

Information- and Downloadcenter (Catalogs, Brochures,...)

<https://www.siemens.com/ic10>

Industry Mall (Online ordering system)

<https://mall.industry.siemens.com/mall/en/en/Catalog/product?mlfb=3SE5112-0LC02>

Cax online generator

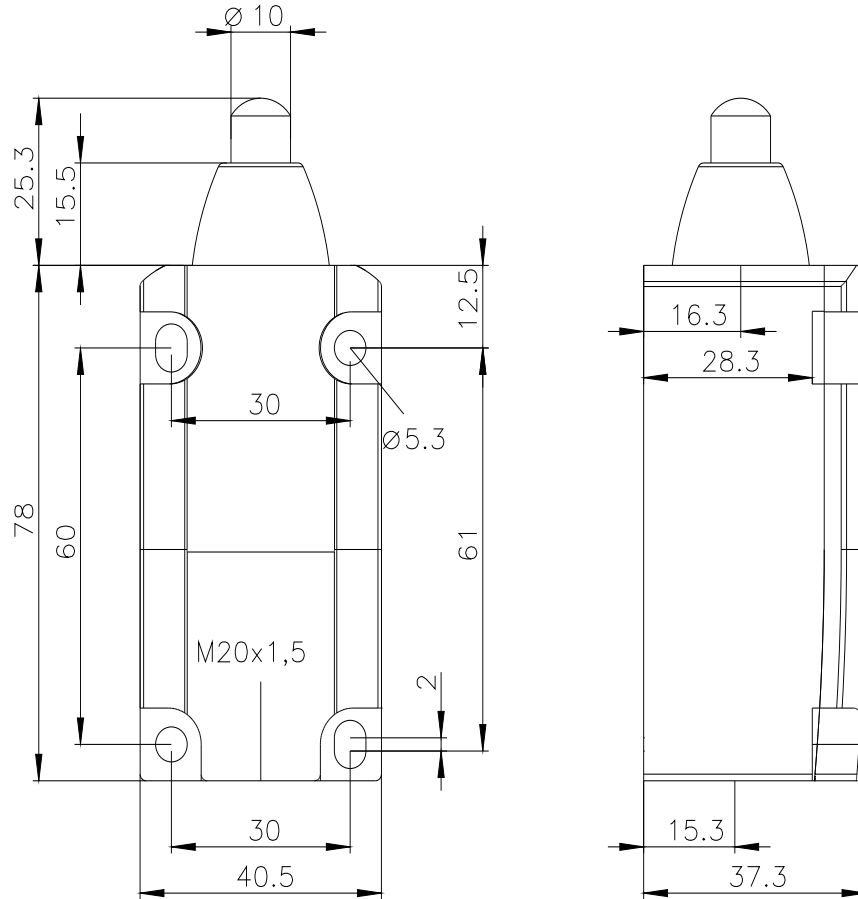
<http://support.automation.siemens.com/WW/CAXorder/default.aspx?lang=en&mlfb=3SE5112-0LC02>

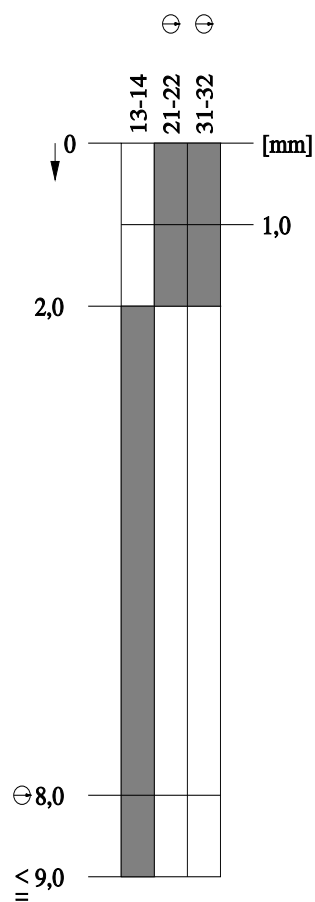
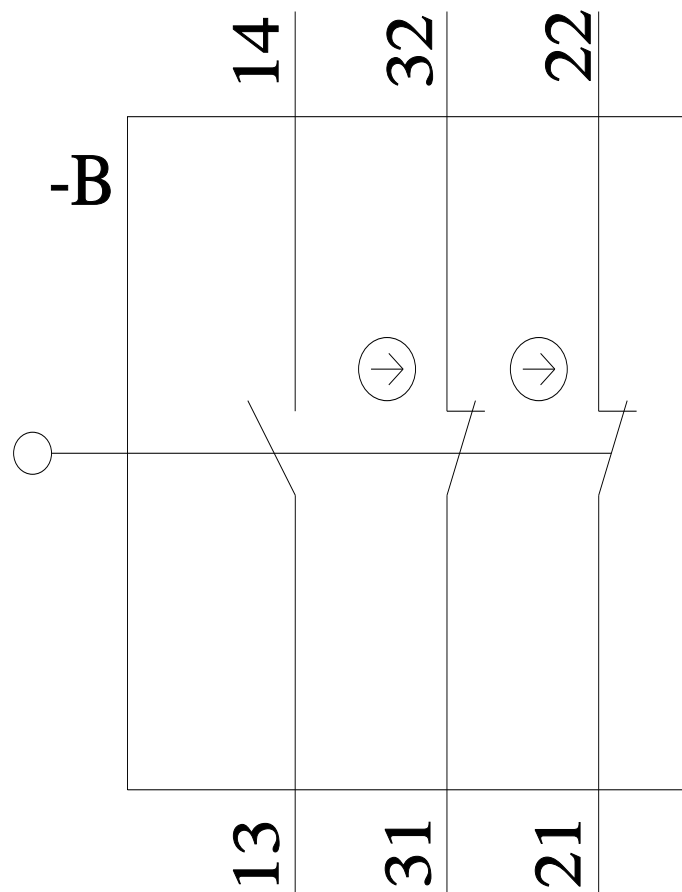
Service&Support (Manuals, Certificates, Characteristics, FAQs,...)

<https://support.industry.siemens.com/cs/ww/en/ps/3SE5112-0LC02>

Image database (product images, 2D dimension drawings, 3D models, device circuit diagrams, EPLAN macros, ...)

http://www.automation.siemens.com/bilddb/cax_de.aspx?mlfb=3SE5112-0LC02&lang=en





last modified:

1/26/2022