



Position switch Plastic enclosure 40 mm according to EN 50041 Device connection 1 x (M20 x 1.5) 1 NO/1 NC quick action contacts Roller lever made of metal and plastic roller 22 mm

product brand name

SIRIUS

product designation

Mechanical position switches

product type designation

3SE5

manufacturer's article number

- of the supplied basic switch
- of the supplied actuator head for position switches
- of the supplied switching contacts
- of the supplied empty enclosure with cover

[3SE5132-0CA00](#)

[3SE5000-0AE05](#)

[3SE5000-0CA00](#)

[3SE5132-0AA00](#)

suitability for use safety switch

Yes

General technical data

product function positive opening

Yes

insulation voltage rated value

400 V

degree of pollution

class 3

surge voltage resistance rated value

6 kV

protection class IP

IP66/IP67

shock resistance

- according to IEC 60068-2-27

30g / 11 ms

vibration resistance according to IEC 60068-2-6

0.35 mm/5g

mechanical service life (switching cycles) typical

15 000 000

electrical endurance (switching cycles) at AC-15 at 230 V typical

100 000

electrical endurance (switching cycles) with contactor 3RH11, 3RT1016, 3RT1017, 3RT1024, 3RT1025, 3RT1026 typical

10 000 000

Electrical operating cycles in one hour with contactor 3RH11, 3RT1016, 3RT1017, 3RT1024, 3RT1025, 3RT1026

6 000

thermal current

10 A

material of the enclosure of the switch head

plastic

reference code according to IEC 81346-2

B

continuous current of the C characteristic MCB

1 A; for a short-circuit current smaller than 400 A

continuous current of the quick DIAZED fuse link

10 A; for a short-circuit current smaller than 400 A

continuous current of the DIAZED fuse link gG

6 A

active principle

mechanical

repeat accuracy

0.05 mm

Substance Prohibitance (Date)

07/01/2006

minimum actuating force in directions of actuation

10 N

length of the sensor

119 mm

width of the sensor

40 mm

Ambient conditions

ambient temperature

- during operation
- during storage

-25 ... +85 °C

-40 ... +90 °C

explosion protection category for dust	none
design of the switching contact	mechanical
operating frequency rated value	50 ... 60 Hz
number of NC contacts for auxiliary contacts	1
number of NO contacts for auxiliary contacts	1
operational current at AC-15	
• at 24 V rated value	6 A
• at 125 V rated value	6 A
• at 240 V rated value	6 A
• at 400 V rated value	4 A
operational current at DC-13	
• at 24 V rated value	3 A
• at 125 V rated value	0.55 A
• at 250 V rated value	0.27 A
• at 400 V rated value	0.12 A

Enclosure	
design of the housing	block, narrow
material of the enclosure	plastic
coating of the enclosure	Other types
design of the housing according to standard	Yes

Drive Head	
design of the actuating element	Roller lever, metal lever, plastic roller
standard-compliant actuator head	EN 50041
shape of the switch head	roller
design of the switching function	positive opening
circuit principle	snap-action contacts
number of switching contacts safety-related	1
cable entry type	1x (M20 x 1.5)

Installation/ mounting/ dimensions	
mounting position	any
fastening method	screw fixing

Connections/ Terminals	
type of electrical connection	screw-type terminals
type of connectable conductor cross-sections	
• solid	1x (0.5 ... 1.5 mm²), 2x (0.5 ... 0.75 mm²)
• finely stranded with core end processing	1x (0.5 ... 1.5 mm²), 2x (0.5 ... 0.75 mm²)
• at AWG cables solid	1x (20 ... 16), 2x (20 ... 18)
• at AWG cables stranded	1x (20 ... 16), 2x (20 ... 18)
design of the interface for safety-related communication	without

Communication/ Protocol	
design of the interface	without

Certificates/ approvals	
General Product Approval	



[Confirmation](#)



Functional Safety/Safety of Machinery	Declaration of Conformity	other
---------------------------------------	---------------------------	-------

[Type Examination Certificate](#)



[Confirmation](#)

Further information
Information- and Downloadcenter (Catalogs, Brochures,...)

<https://www.siemens.com/ic10>

Industry Mall (Online ordering system)

<https://mall.industry.siemens.com/mall/en/en/Catalog/product?mlfb=3SE5132-0CE05>

Cax online generator

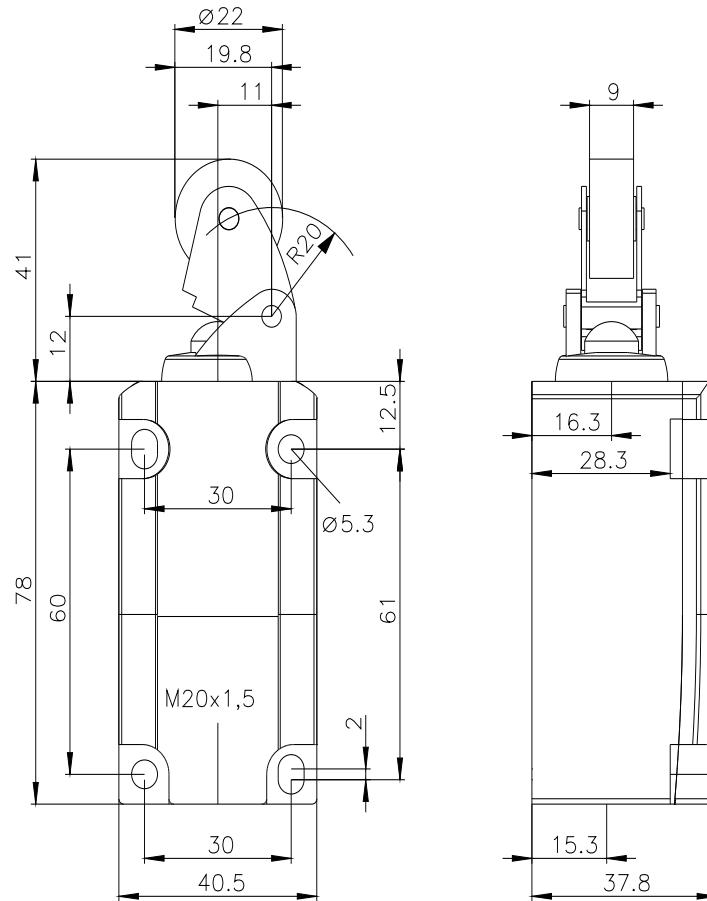
<http://support.automation.siemens.com/WW/CAXorder/default.aspx?lang=en&mlfb=3SE5132-0CE05>

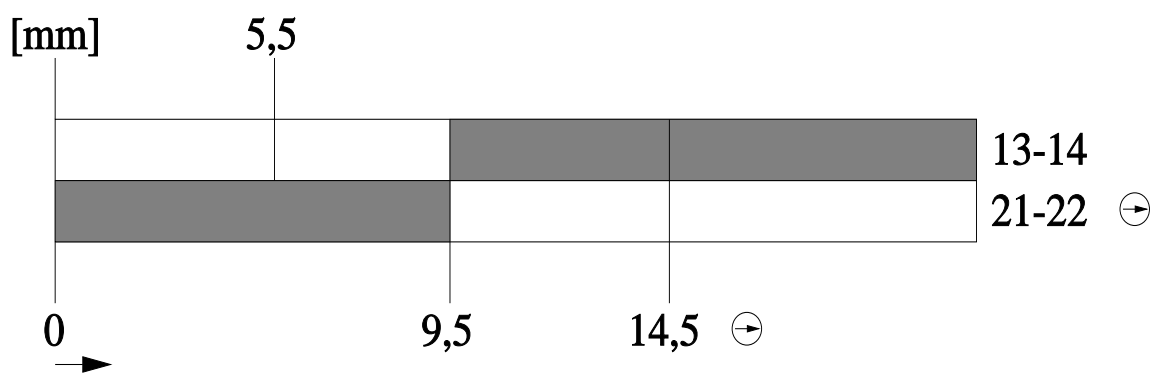
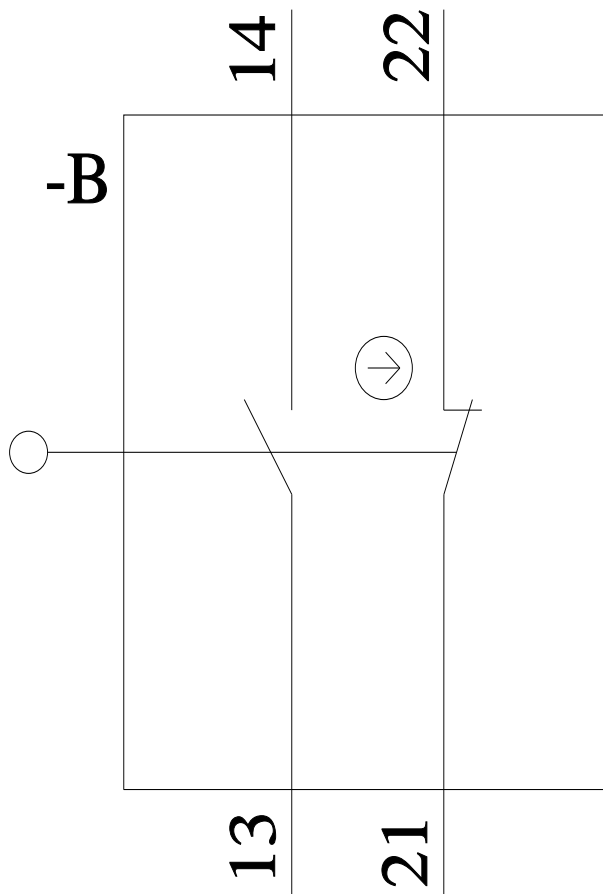
Service&Support (Manuals, Certificates, Characteristics, FAQs,...)

<https://support.industry.siemens.com/cs/ww/en/ps/3SE5132-0CE05>

Image database (product images, 2D dimension drawings, 3D models, device circuit diagrams, EPLAN macros, ...)

http://www.automation.siemens.com/bilddb/cax_de.aspx?mlfb=3SE5132-0CE05&lang=en





last modified:

12/21/2020