



magnetically-operated switch contact block 25 x 88 mm for door hinge on the right contacts: safety contacts 2 NC, signaling contact 1 NC (31-32), with 8 mm latching connection connector 6-pole, without LED, the matching solenoid 3SE6714-2CA or offset by 90° 3SE6724-2CA

product brand name
product designation
design of the product
product type designation
 suitability for use safety-related circuits

SIRIUS
 Magnetically operated switch
 Rectangular sensor unit
 3SE66
 Yes

General technical data

product function
 • positive opening No
 • control function for downstream devices No
 • cross-circuit/short-circuit recognition Yes
 type of voltage of the operating voltage DC
protection class IP IP67
shock resistance according to IEC 60068-2-27 Sinusoidal half-wave 30g / 11 ms
vibration resistance according to IEC 60068-2-6 10 ... 55 Hz: 1 mm
reference code according to IEC 81346-2 S
Substance Prohibitance (Date) 07/01/2006
height of the sensor 25 mm
length of the sensor 13 mm
width of the sensor 88 mm
material of the active sensor area Plastic, glass-fiber reinforced thermoplastic
mechanical installation condition for sensor can be installed almost flush

Ambient conditions

ambient temperature during operation -25 ... +70 °C

Control circuit/ Control

type of voltage DC
 operating voltage rated value 30 V
operational current rated value 400 mA
 operating power rated value 10 W
number of NC contacts for auxiliary contacts 3
 number of NC contacts safety-related 2
number of NO contacts for auxiliary contacts 0
 number of NO contacts safety-related 0

Enclosure

material of the enclosure Plastic, glass-fiber reinforced thermoplastic
opening direction of the door right

Actuator

design of the actuating element magnet

Display

evaluation unit required yes

Contact

switching frequency	5 Hz
assured operating distance OFF	17 mm
assured operating distance ON	7 mm
design of the switching function	NC contact
number of switching contacts for signaling function	1
• safety-related	0

Installation/ mounting/ dimensions

fastening method	screw fixing
------------------	--------------

Connections/ Terminals

type of electrical connection	Latching connection 8 mm, 6-pole
-------------------------------	----------------------------------

Inputs/ Outputs

number of semiconductor outputs	
• for signaling function	0
• safety-related	0
number of outputs as contact-affected switching element	
• as NC contact	
— for signaling function instantaneous contact	1
— safety-related instantaneous contact	2
• as NO contact safety-related instantaneous contact	0

Safety related data

B10 value with high demand rate according to SN 31920	12 500 000
Safety Integrity Level (SIL) according to IEC 61508	3
performance level (PL) according to EN ISO 13849-1	e
proportion of dangerous failures	
• with low demand rate according to SN 31920	50 %
• with high demand rate according to SN 31920	50 %
T1 value for proof test interval or service life according to IEC 61508	20 a
category according to EN 954-1	4

Certificates/ approvals

General Product Approval	EMC	Functional Safety/Safety of Machinery
--------------------------	-----	---------------------------------------

[Confirmation](#)



[Miscellaneous](#)

Declaration of Conformity	other
---------------------------	-------



[Confirmation](#)

Further information

Information on the packaging

<https://support.industry.siemens.com/cs/ww/en/view/109813875>

Information- and Downloadcenter (Catalogs, Brochures,...)

<https://www.siemens.com/ic10>

Industry Mall (Online ordering system)

<https://mall.industry.siemens.com/mall/en/en/Catalog/product?mlfb=3SE6627-2CA01>

Cax online generator

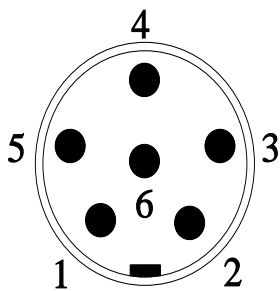
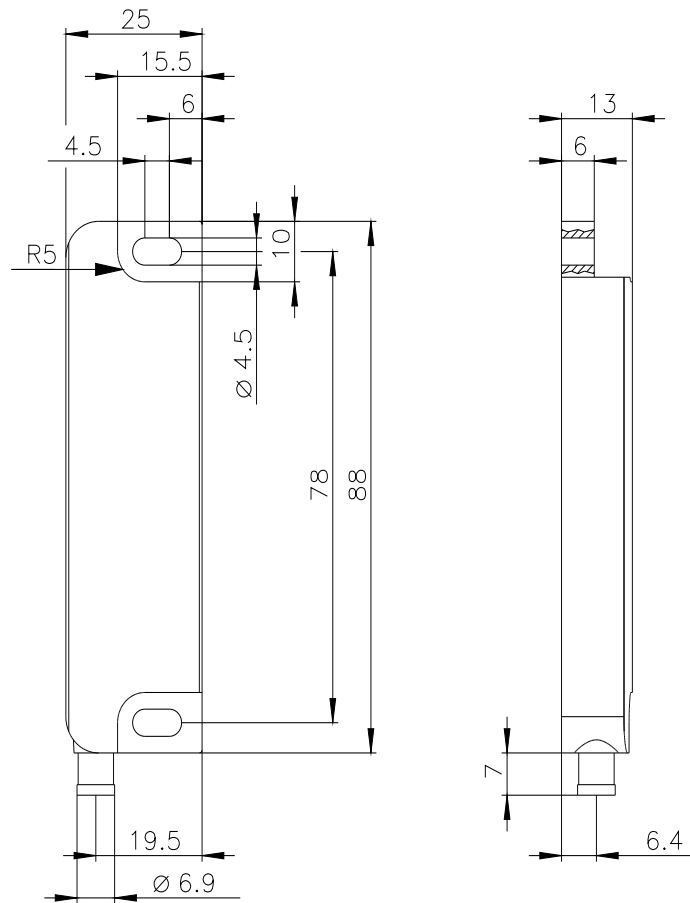
<http://support.automation.siemens.com/WW/CAXorder/default.aspx?lang=en&mlfb=3SE6627-2CA01>

Service&Support (Manuals, Certificates, Characteristics, FAQs,...)

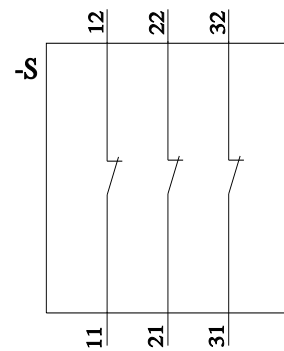
<https://support.industry.siemens.com/cs/ww/en/ps/3SE6627-2CA01>

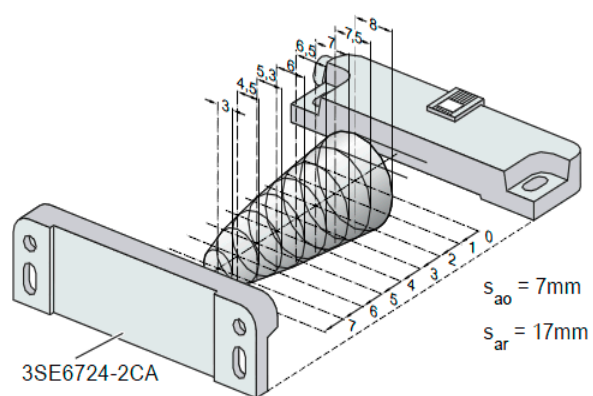
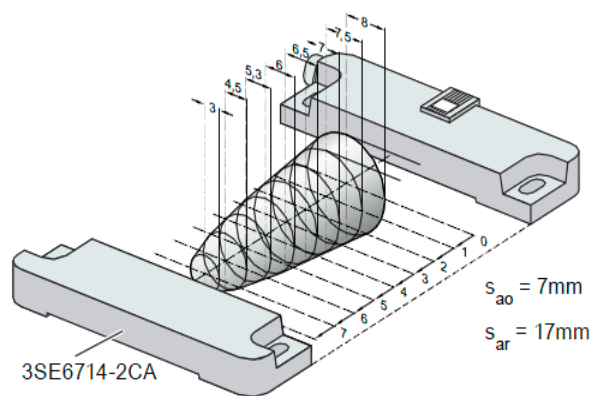
Image database (product images, 2D dimension drawings, 3D models, device circuit diagrams, EPLAN macros, ...)

http://www.automation.siemens.com/bilddb/cax_de.aspx?mlfb=3SE6627-2CA01&lang=en



PIN 1	→	21
PIN 2	→	22
PIN 3	→	11
PIN 4	→	12
PIN 5	→	31
PIN 6	→	32





last modified:

10/6/2021 