



holder, 3-way, plastic, 1 NO, LED module, green, 6-24 V AC/DC, screw terminal

product brand name	SIRIUS ACT
product designation	Holders
design of the product	holder for plastic
product type designation	3SU1
manufacturer's article number	
<ul style="list-style-type: none"> • of supplied contact module • of supplied contact module at position 1 • of supplied LED module • of the supplied holder 	3SU1400-1AA10-1BA0 3SU1400-1AA10-1BA0 3SU1401-1BG40-1AA0 3SU1500-0AA10-0AA0

Actuator

design of the actuating element	3-way with module
number of contact modules	1

Holder






material of the holder	Plastic
-------------------------------	---------

Display

number of LED modules	1
------------------------------	---

General technical data

product function positive opening	No
product component	Yes
<ul style="list-style-type: none"> • diode • lamp transformer • light source • series resistor 	No
insulation voltage rated value	320 V
degree of pollution	3
surge voltage resistance rated value	4 kV
protection class IP of the terminal	IP20
shock resistance	
<ul style="list-style-type: none"> • according to IEC 60068-2-27 • for railway applications according to EN 61373 	sinusoidal half-wave 15g / 11 ms Category 1, Class B
vibration resistance	
<ul style="list-style-type: none"> • according to IEC 60068-2-6 • for railway applications according to EN 61373 	10 ... 500 Hz: 5g Category 1, Class B
operating frequency maximum	3 600 1/h
mechanical service life (operating cycles) typical	10 000 000
thermal current	10 A
reference code according to IEC 81346-2	U
continuous current of the C characteristic MCB	10 A; for a short-circuit current smaller than 400 A
continuous current of the quick DIAZED fuse link	10 A
continuous current of the DIAZED fuse link gG	10 A
Substance Prohibitance (Date)	10/01/2014

operating voltage		
<ul style="list-style-type: none"> at AC <ul style="list-style-type: none"> at 50 Hz rated value at 60 Hz rated value at DC rated value 	6 ... 24 V 6 ... 24 V 6 ... 24 V	
Power Electronics		
contact reliability	One maloperation per 100 million (17 V, 5 mA), one maloperation per 10 million (5 V, 1 mA)	
Control circuit/ Control		
inrush current of LED module maximum	2 A	
Auxiliary circuit		
design of the contact of auxiliary contacts	Silver alloy	
number of NC contacts for auxiliary contacts	0	
number of NO contacts for auxiliary contacts	1	
operational current at AC-15 at 230 V rated value	6 A	
Connections/ Terminals		
type of electrical connection	Screw-type terminal	
<ul style="list-style-type: none"> of modules and accessories 		
type of connectable conductor cross-sections		
<ul style="list-style-type: none"> solid with core end processing solid without core end processing finely stranded with core end processing finely stranded without core end processing at AWG cables 	2x (0.5 ... 0.75 mm ²) 2x (1.0 ... 1.5 mm ²) 2x (0.5 ... 1.5 mm ²) 2x (1.0 ... 1.5 mm ²) 2x (18 ... 14)	
tightening torque of the screws in the bracket	1 ... 1.2 N·m	
tightening torque		
<ul style="list-style-type: none"> with screw-type terminals 	0.8 ... 0.9 N·m	
Lamp		
type of light source	LED	
color of the light source	green	
light intensity	900 ... 1 800 mcd	
Ambient conditions		
ambient temperature		
<ul style="list-style-type: none"> during operation during storage 	-25 ... +70 °C -40 ... +80 °C	
environmental category during operation according to IEC 60721	3M6, 3S2, 3B2, 3K6 (with relative air humidity of 10 ... 95%, no condensation in operation permitted)	
Installation/ mounting/ dimensions		
fastening method	front plate mounting	
<ul style="list-style-type: none"> of modules and accessories 	Front plate mounting	
height	40 mm	
width	30 mm	
shape of the installation opening	round	
installation width	30 mm	
installation depth	49.8 mm	
thickness of the front plate usable	1 ... 6 mm	
Certificates/ approvals		
General Product Approval	Declaration of Conformity	
	Confirmation	
		
		
		
Declaration of Conformity	Test Certificates	other

Further information

Information on the packaging

<https://support.industry.siemens.com/cs/ww/en/view/109813875>

Information- and Downloadcenter (Catalogs, Brochures,...)

<https://www.siemens.com/ic10>

Industry Mall (Online ordering system)

<https://mall.industry.siemens.com/mall/en/en/Catalog/product?mfb=3SU1501-1AG40-1BA0>

Cax online generator

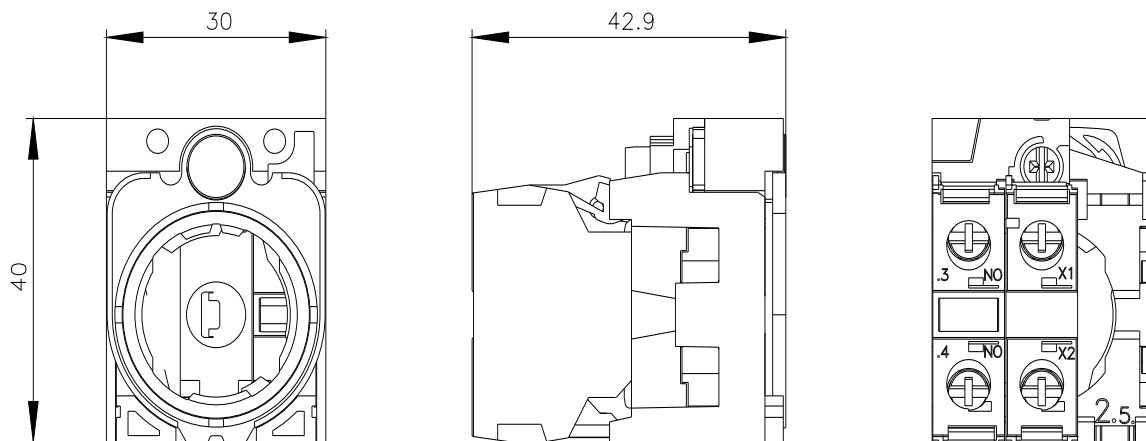
<http://support.automation.siemens.com/WW/CAXorder/default.aspx?lang=en&mfb=3SU1501-1AG40-1BA0>

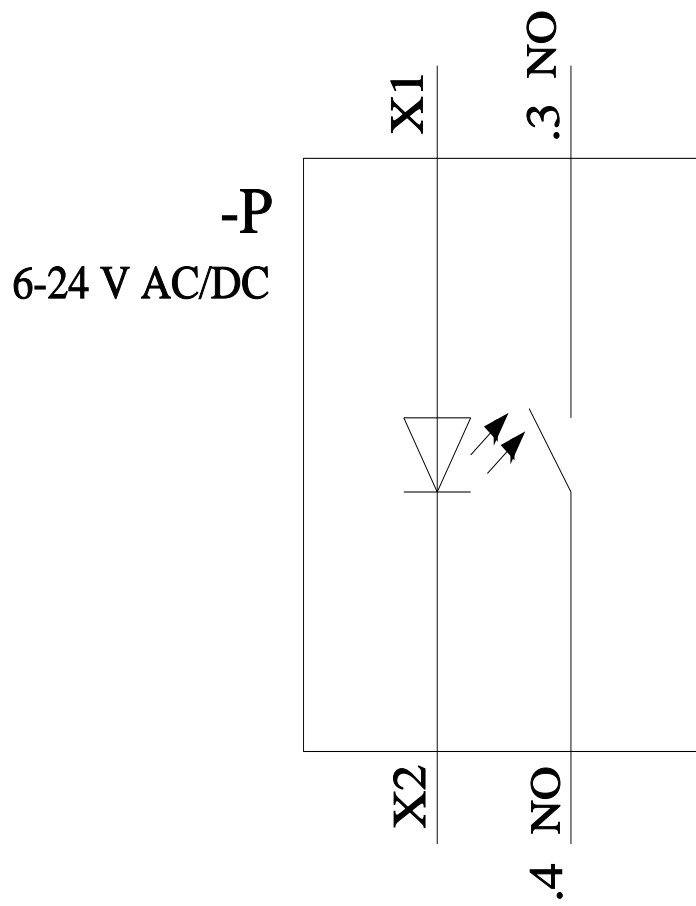
Service&Support (Manuals, Certificates, Characteristics, FAQs,...)

<https://support.industry.siemens.com/cs/ww/en/ps/3SU1501-1AG40-1BA0>

Image database (product images, 2D dimension drawings, 3D models, device circuit diagrams, EPLAN macros, ...)

http://www.automation.siemens.com/bilddb/cax_de.aspx?mfb=3SU1501-1AG40-1BA0&lang=en





last modified:

6/25/2022 