

holder, 3-way, plastic, 1 NO, LED module, white, 6-24 V AC/DC, screw terminal

<b>product brand name</b>	SIRIUS ACT
<b>product designation</b>	Holders
<b>design of the product</b>	holder for plastic
<b>product type designation</b>	3SU1
<b>manufacturer's article number</b>	
<ul style="list-style-type: none"> <li>• of supplied contact module</li> <li>• of supplied contact module at position 1</li> <li>• of supplied LED module</li> <li>• of the supplied holder</li> </ul>	<a href="#">3SU1400-1AA10-1BA0</a> <a href="#">3SU1400-1AA10-1BA0</a> <a href="#">3SU1401-1BG60-1AA0</a> <a href="#">3SU1500-0AA10-0AA0</a>

### Actuator

<b>design of the actuating element</b>	3-way with module
<b>number of contact modules</b>	1

### Holder






<b>material of the holder</b>	Plastic
-------------------------------	---------

### Display

<b>number of LED modules</b>	1
------------------------------	---

### General technical data

<b>product function positive opening</b>	No
<b>product component</b>	
<ul style="list-style-type: none"> <li>• diode</li> <li>• lamp transformer</li> <li>• light source</li> <li>• series resistor</li> </ul>	Yes No Yes No
<b>insulation voltage rated value</b>	320 V
<b>degree of pollution</b>	3
<b>surge voltage resistance rated value</b>	4 kV
<b>protection class IP of the terminal</b>	IP20
<b>shock resistance</b>	
<ul style="list-style-type: none"> <li>• according to IEC 60068-2-27</li> <li>• for railway applications according to EN 61373</li> </ul>	sinusoidal half-wave 15g / 11 ms Category 1, Class B
<b>vibration resistance</b>	
<ul style="list-style-type: none"> <li>• according to IEC 60068-2-6</li> <li>• for railway applications according to EN 61373</li> </ul>	10 ... 500 Hz: 5g Category 1, Class B
<b>operating frequency maximum</b>	3 600 1/h
<b>mechanical service life (operating cycles) typical</b>	10 000 000
<b>thermal current</b>	10 A
<b>reference code according to IEC 81346-2</b>	U
<b>continuous current of the C characteristic MCB</b>	10 A; for a short-circuit current smaller than 400 A
<b>continuous current of the quick DIAZED fuse link</b>	10 A
<b>continuous current of the DIAZED fuse link gG</b>	10 A
<b>Substance Prohibitance (Date)</b>	10/01/2014

<b>operating voltage</b>		
<ul style="list-style-type: none"> <li>at AC <ul style="list-style-type: none"> <li>at 50 Hz rated value</li> <li>at 60 Hz rated value</li> </ul> </li> <li>at DC rated value</li> </ul>	6 ... 24 V 6 ... 24 V 6 ... 24 V	
<b>Power Electronics</b>		
<b>contact reliability</b>	One maloperation per 100 million (17 V, 5 mA), one maloperation per 10 million (5 V, 1 mA)	
<b>Control circuit/ Control</b>		
<b>inrush current of LED module maximum</b>	2 A	
<b>Auxiliary circuit</b>		
<b>design of the contact of auxiliary contacts</b>	Silver alloy	
<b>number of NC contacts for auxiliary contacts</b>	0	
<b>number of NO contacts for auxiliary contacts</b>	1	
<b>operational current at AC-15 at 230 V rated value</b>	6 A	
<b>Connections/ Terminals</b>		
<b>type of electrical connection</b>	Screw-type terminal	
<ul style="list-style-type: none"> <li>of modules and accessories</li> </ul>		
<b>type of connectable conductor cross-sections</b>		
<ul style="list-style-type: none"> <li>solid with core end processing</li> <li>solid without core end processing</li> <li>finely stranded with core end processing</li> <li>finely stranded without core end processing</li> <li>at AWG cables</li> </ul>	2x (0.5 ... 0.75 mm <sup>2</sup> ) 2x (1.0 ... 1.5 mm <sup>2</sup> ) 2x (0.5 ... 1.5 mm <sup>2</sup> ) 2x (1.0 ... 1.5 mm <sup>2</sup> ) 2x (18 ... 14)	
<b>tightening torque of the screws in the bracket</b>	1 ... 1.2 N·m	
<b>tightening torque</b>		
<ul style="list-style-type: none"> <li>with screw-type terminals</li> </ul>	0.8 ... 0.9 N·m	
<b>Lamp</b>		
<b>type of light source</b>	LED	
<b>color of the light source</b>	white	
<b>light intensity</b>	900 ... 1 400 mcd	
<b>Ambient conditions</b>		
<b>ambient temperature</b>		
<ul style="list-style-type: none"> <li>during operation</li> <li>during storage</li> </ul>	-25 ... +70 °C -40 ... +80 °C	
environmental category during operation according to IEC 60721	3M6, 3S2, 3B2, 3K6 (with relative air humidity of 10 ... 95%, no condensation in operation permitted)	
<b>Installation/ mounting/ dimensions</b>		
<b>fastening method</b>	front plate mounting	
<ul style="list-style-type: none"> <li>of modules and accessories</li> </ul>	Front plate mounting	
<b>height</b>	40 mm	
<b>width</b>	30 mm	
<b>shape of the installation opening</b>	round	
<b>installation width</b>	30 mm	
<b>installation depth</b>	49.8 mm	
<b>thickness of the front plate usable</b>	1 ... 6 mm	
<b>Certificates/ approvals</b>		
General Product Approval	Declaration of Conformity	
	<a href="#">Confirmation</a>	
		
		
		
Declaration of Conformity	Test Certificates	other

### Further information

**Information on the packaging**

<https://support.industry.siemens.com/cs/ww/en/view/109813875>

**Information- and Downloadcenter (Catalogs, Brochures,...)**

<https://www.siemens.com/ic10>

**Industry Mall (Online ordering system)**

<https://mall.industry.siemens.com/mall/en/en/Catalog/product?mfb=3SU1501-1AG60-1BA0>

**Cax online generator**

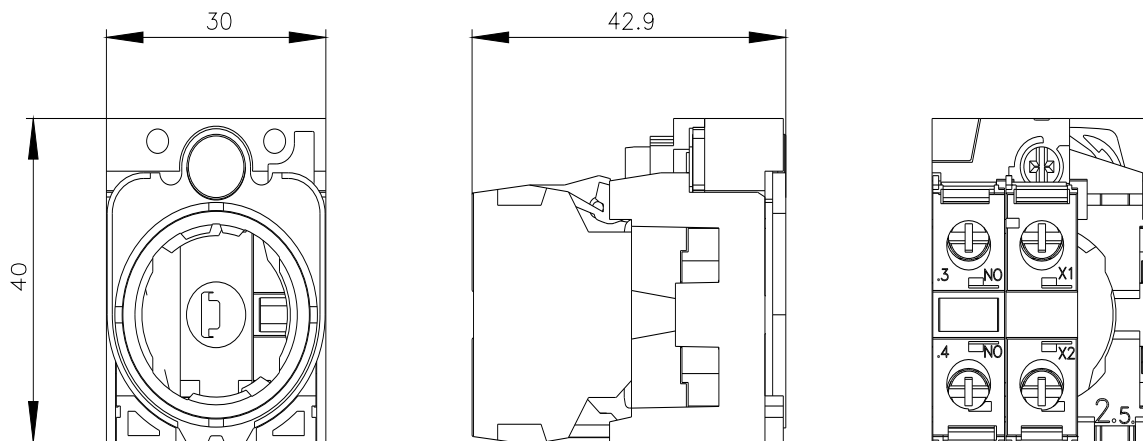
<http://support.automation.siemens.com/WW/CAXorder/default.aspx?lang=en&mfb=3SU1501-1AG60-1BA0>

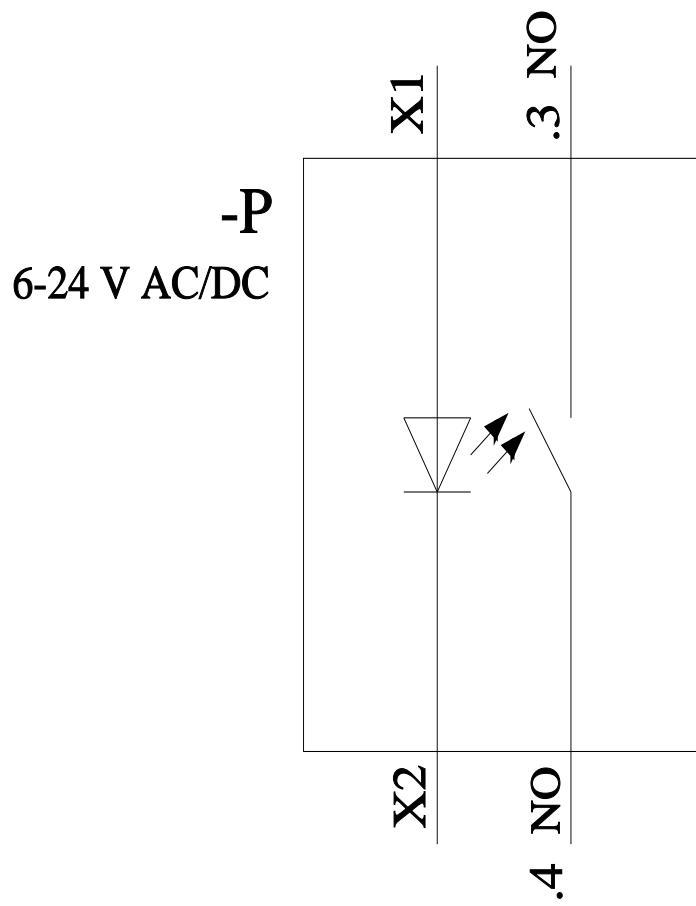
**Service&Support (Manuals, Certificates, Characteristics, FAQs,...)**

<https://support.industry.siemens.com/cs/ww/en/ps/3SU1501-1AG60-1BA0>

**Image database (product images, 2D dimension drawings, 3D models, device circuit diagrams, EPLAN macros, ...)**

[http://www.automation.siemens.com/bilddb/cax\\_de.aspx?mfb=3SU1501-1AG60-1BA0&lang=en](http://www.automation.siemens.com/bilddb/cax_de.aspx?mfb=3SU1501-1AG60-1BA0&lang=en)





last modified:

6/25/2022 