



CURRENT/VOLTAGE MEASUR. MODULE;
SET CURRENT 2,4...25A;
VOLTAGE DETECTION UP TO 690V;
OVERALL WIDTH 45MM;
STRAIGHT-THROUGH CT

General technical data:

product brand name		SIRIUS
product designation		current/voltage measuring module
Protection class IP		IP20
mounting position		any
EMC immunity to interference / according to IEC 60947-1		corresponds to degree of severity 3
Conductor-bound parasitic coupling BURST		2 kV
Conductor-bound parasitic coupling conductor-earth SURGE / according to IEC 61000-4-5		2 kV
Conductor-bound parasitic coupling conductor-conductor SURGE / according to IEC 61000-4-5		1 kV
Field-bound parasitic coupling / according to IEC 61000-4-3		10 V/m
EMC emitted interference / according to IEC 60947-1		class A
Resistance against vibration		1-6 Hz / 15 mm; 6-500 Hz / 2 g
Impulse voltage resistance / rated value	V	6,000
Insulation voltage / rated value	V	690
Number of outputs / as contact-affected switching element		0
Adjustable response current		
• of the current-dependent overload release		
• initial value	A	2.4
• final value	A	25

Product component		
• input for thermistor connection		No
Product function		
• voltage detection		Yes
• current detection		Yes
Item designation		
• according to DIN EN 61346-2		F
• according to DIN 40719 extendable after IEC 204-2 / according to IEC 750		F

Communication:

Product function		
• bus-communication		No

Main circuit:

Number of poles / for main current circuit		3
Operating frequency		
• rated value	Hz	50 ... 60
Operating voltage		
• at 50 Hz / at AC / rated value	V	110 ... 690
• at 60 Hz / at AC / rated value	V	110 ... 690

Control circuit:

Type of voltage		
• of the controlled supply voltage		AC

Installation/mounting/dimensions:

Type of mounting		screw and snap-on mounting
Width	mm	45
Height	mm	85
Depth	mm	66

Connections:

Product function		
• removable terminal for auxiliary and control circuit		Yes
Design of the electrical connection		
• for main current circuit		straight-through transformers
• for auxiliary and control current circuit		screw-type terminals
Conductor cross section that can be connected / for main contacts		
• solid	mm ²	0.5 ... 4
• stranded	mm ²	0.5 ... 2.5

<ul style="list-style-type: none"> • stranded wire 	mm ²	0.5 ... 2.5
AWG number / as coded connectable conductor cross-section <ul style="list-style-type: none"> • for main contacts 		20 ... 14










Ambient conditions:

Installation altitude / at a height over sea level / maximum	m	4,000
Ambient temperature <ul style="list-style-type: none"> • during storage • during operating • during transport 	°C °C °C	-40 ... +80 -25 ... +60 -40 ... +80
Relative humidity / during operating phase	%	5 ... 95

Certificates/approvals:

Verification of suitability	CE / UL / CSA / CCC / C-TICK / GOST / NOM / ATEX / NEPSI / ABS / DNV / GL / LRS / RoHS
------------------------------------	--

Certificates/approvals:

General Product Approval				EMC	
					
CCC	CSA	GOST	UL	C-TICK	
For use in hazardous locations		Test Certificates		Shipping Approval	
	Explosion Protection Certificate	Special Test Certificate	Type Test Certificates/Test Report		
ATEX				ABS	DNV
other					
Confirmation	Declaration of Conformity		PROFINET-Certification	PROFISafe-Certification	other
		Profibus			

Safety:

Protection against electrical shock	finger-safe
--	-------------

Further information:

Information- and Downloadcenter (Catalogs, Brochures,...)

<http://www.siemens.com/industrial-controls/catalogs>

Industry Mall (Online ordering system)

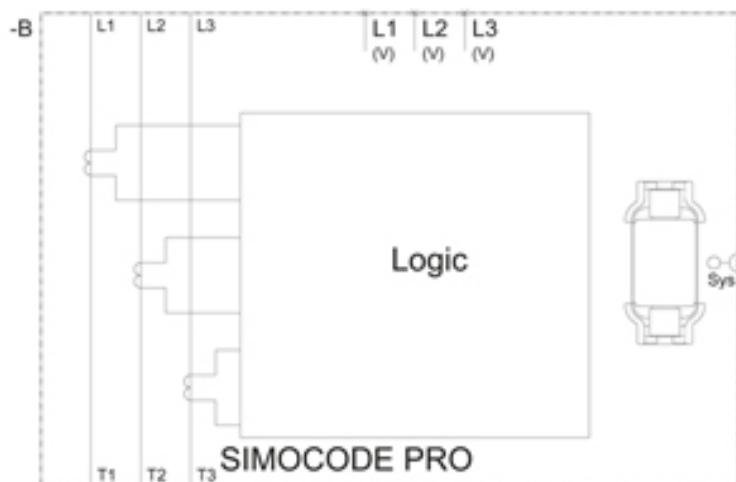
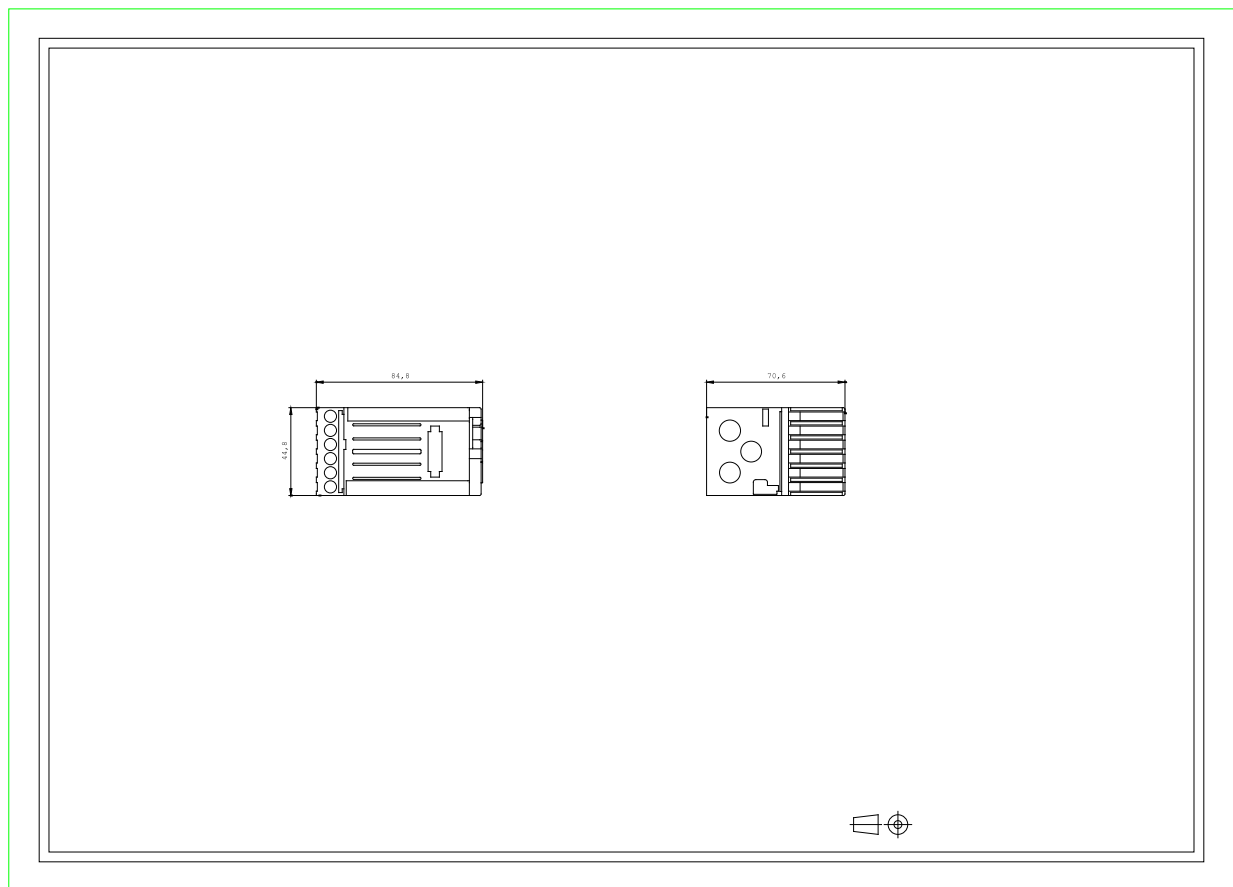
<http://www.siemens.com/industrial-controls/mall>

Cax online generator

<http://www.siemens.com/cax>

Service&Support (Manuals, Certificates, Characteristics, FAQs,...)

<http://support.automation.siemens.com/WW/view/en/3UF7111-1AA00-0/all>



last change:

Mar 4, 2013