



Insulation monitoring relay for ungrounded (IT) supply systems up to 400 V AC, 15-400 Hz and up to 600 V DC Measuring range 1-100 / 2-200 kohm Supply voltage 24-240 V AC/DC Width 45 mm 1 + 1 or 2 change-over contacts screw terminal

product brand name	SIRIUS
product designation	Insulation monitoring relay with analog setting
product type designation	3UG4
General technical data	
product function	Insulation monitor
type of voltage	
• for monitoring	AC/DC
• of the operating voltage for actuation	AC/DC
• of the control supply voltage	AC/DC
surge voltage resistance rated value	4 000 V
protection class IP	IP20
thermal current of the switching element with contacts maximum	4 A
reference code according to IEC 81346-2	K
Substance Prohibitance (Date)	05/01/2012
Product Function	
product function	
• error memory	Yes
Control circuit/ Control	
control supply voltage at AC	
• at 50 Hz rated value	24 ... 240 V
• at 60 Hz rated value	24 ... 240 V
control supply voltage at DC rated value	24 ... 240 V
operating range factor control supply voltage rated value at DC	
• initial value	0.85
• full-scale value	1.1
operating range factor control supply voltage rated value at AC at 50 Hz	
• initial value	0.85
• full-scale value	1.1
operating range factor control supply voltage rated value at AC at 60 Hz	
• initial value	0.85
• full-scale value	1.1
Measuring circuit	
measurable line frequency	15 ... 400 Hz
measurable voltage at AC	0 ... 400 V
Auxiliary circuit	
number of NC contacts for auxiliary contacts	0
number of NC contacts delayed switching	0
number of NO contacts for auxiliary contacts	0

number of NO contacts delayed switching	0
number of CO contacts	
• delayed switching	2

Main circuit

operating frequency rated value	15 ... 400 Hz
--	---------------

Connections/ Terminals

product component removable terminal for auxiliary and control circuit	No
type of electrical connection	screw-type terminals
type of connectable conductor cross-sections	
• solid	2x (0.75 ... 2.5 mm ²)
• finely stranded with core end processing	2x (0.75 ... 2.5 mm ²)
connectable conductor cross-section	
• solid	0.75 ... 2.5 mm ²
• finely stranded with core end processing	0.75 ... 2.5 mm ²
AWG number as coded connectable conductor cross section	
• solid	20 ... 12
• stranded	18 ... 14
tightening torque with screw-type terminals	0.6 ... 0.8 N·m

Installation/ mounting/ dimensions

mounting position	any
fastening method	snap-on fastening on 35 mm DIN rail
height	78 mm
width	45 mm
depth	100 mm
required spacing	
• with side-by-side mounting	
— forwards	0 mm
— backwards	0 mm
— upwards	0 mm
— downwards	0 mm
— at the side	0 mm
• for grounded parts	
— forwards	0 mm
— backwards	0 mm
— upwards	0 mm
— at the side	0 mm
— downwards	0 mm
• for live parts	
— forwards	0 mm
— backwards	0 mm
— upwards	0 mm
— downwards	0 mm
— at the side	0 mm

Ambient conditions

ambient temperature during operation	-25 ... +60 °C
--------------------------------------	----------------

Certificates/ approvals

General Product Approval	EMC	Declaration of Conformity
---------------------------------	------------	----------------------------------



[Confirmation](#)



Declaration of Conformity	Test Certificates	Marine / Shipping	other
----------------------------------	--------------------------	--------------------------	--------------

Railway

[Vibration and Shock](#)

Further information

Siemens has decided to exit the Russian market (see here).

<https://press.siemens.com/global/en/pressrelease/siemens-wind-down-russian-business>

Siemens is working on the renewal of the current EAC certificates.

Please contact your local Siemens office on the status of validity of the EAC certification if you intend to import or offer to supply these products to an EAC relevant market (other than the sanctioned EAEU member states Russia or Belarus).

Information on the packaging

<https://support.industry.siemens.com/cs/ww/en/view/109813875>

Information- and Downloadcenter (Catalogs, Brochures,...)

<https://www.siemens.com/ic10>

Industry Mall (Online ordering system)

<https://mall.industry.siemens.com/mall/en/en/Catalog/product?mlfb=3UG4583-1CW30>

Cax online generator

<http://support.automation.siemens.com/WW/CAXorder/default.aspx?lang=en&mlfb=3UG4583-1CW30>

Service&Support (Manuals, Certificates, Characteristics, FAQs,...)

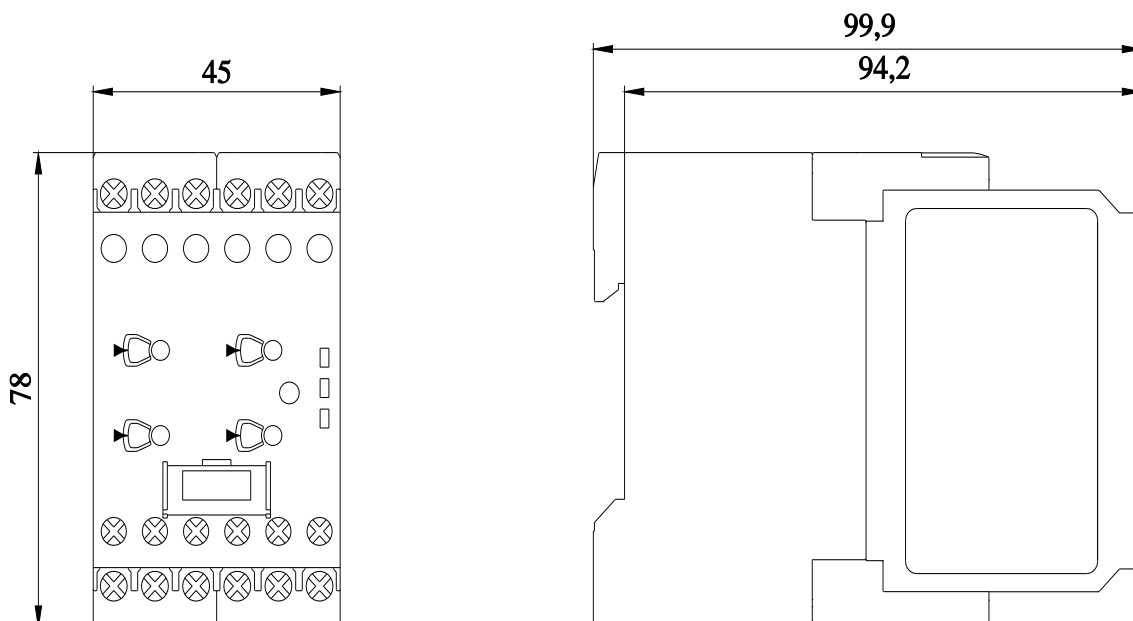
<https://support.industry.siemens.com/cs/ww/en/ps/3UG4583-1CW30>

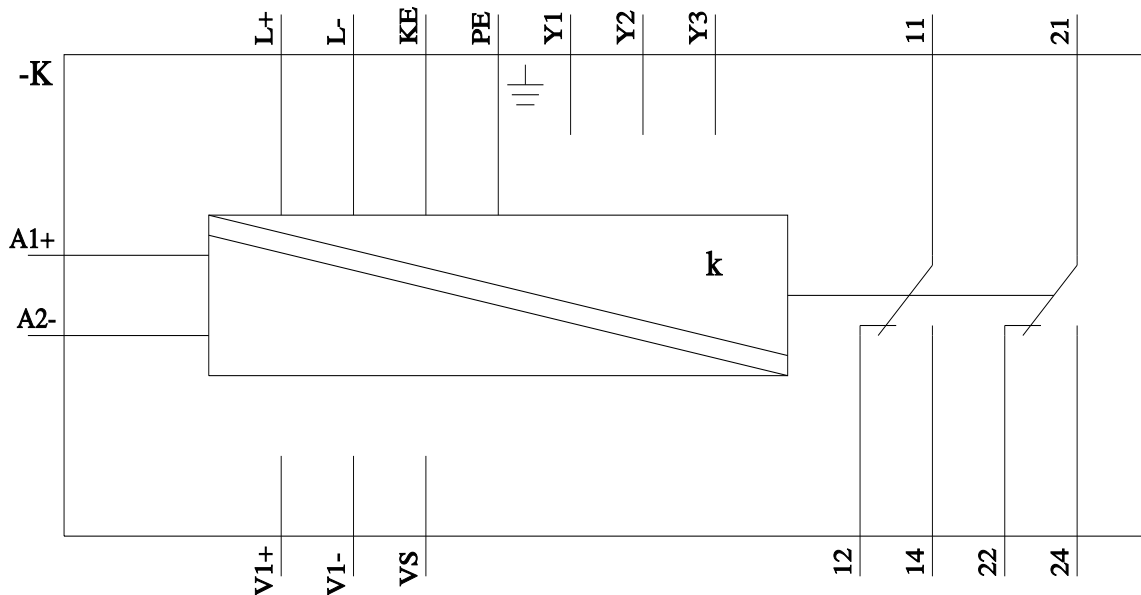
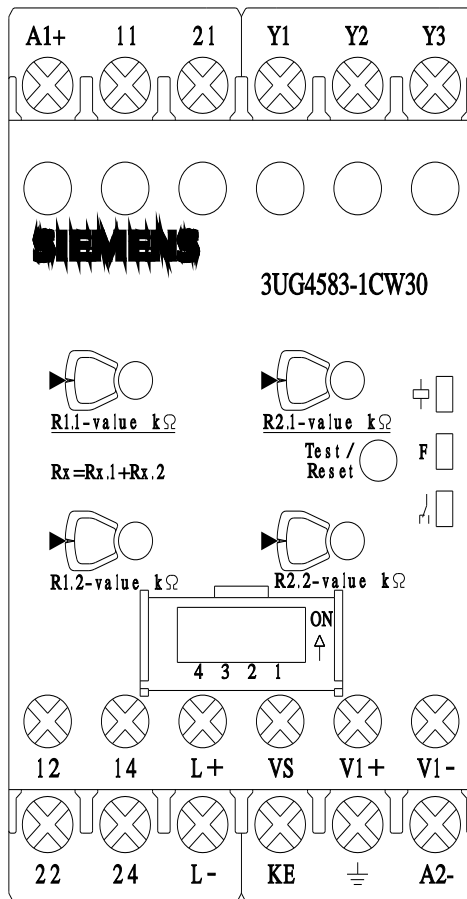
Image database (product images, 2D dimension drawings, 3D models, device circuit diagrams, EPLAN macros, ...)

http://www.automation.siemens.com/bilddb/cax_de.aspx?mlfb=3UG4583-1CW30&lang=en

Characteristic: Derating

<https://support.industry.siemens.com/cs/ww/en/ps/3UG4583-1CW30/manual>





last modified:

11/21/2022