



RES.CURRENT OP.CIRCUIT BREAKER TYPE A PSE/SSF
16A 1+N-POL IFN 30MA 230V 2MW

Similar to image

Technical data:

Design type		instantaneous
Type, explanations		RCCBs, type A, instantaneous
Type, explanations / additionally		1P+N; 125 till 230 V AC; 50 till 60 Hz
Design, description / additional supplementary		N connection, right
Type of mounting		DIN-Rail
Mounting depth	mm	70
Design of the fault-current type		A
Number of poles		2
Resistance against short-circuit current	kA	10
Number of pitch units for width		2
Size of installation devices / acc. to DIN 43880		1
Release fault-current / rated value	mA	30
Switching function / short-term delayed		No
Product feature / selective type		No
Supply voltage frequency / rated value	Hz	60
Resistance against the impulse current / rated value	kA	1
Breaking capacity current / rated value	kA	0.5
Supply voltage / for AC / rated value	V	230

Current / for AC / rated value	A	16
Product extension / can be installed / supplementary device		Yes
Service position (permissible)		any
power loss	W	13.2
Short-circuit back-up fuse / maximum	A	63
connection / power connection		Top or bottom
CFC and silicone free		Yes
Minimum operating voltage for operating the test equipment AC	V	100
Device service life test cycle acc. to IEC/EN 61009 / operating cycles		>10000
Terminal tightening torques		2,5 till 3,0 Nm
Terminal conductor cross-sections, solid and stranded		1,0 till 16 mm ²
Climatic resistance acc. to IEC 60068-2-30		28 cycles (55 °C; 95 % rel. humidity)
Degree of protection acc. to DIN EN 50274 (VDE 0660-514)		Finger and back-of-hand safe

Further information:

Information- and Downloadcenter (Catalogs, Brochures,...)

<http://www.siemens.com/lowvoltage/catalogs>

Global Industry Mall (Online ordering system)

<http://www.siemens.com/lowvoltage/mall>

Service&Support (Manuals, Certificates, Characteristics, FAQs,...)

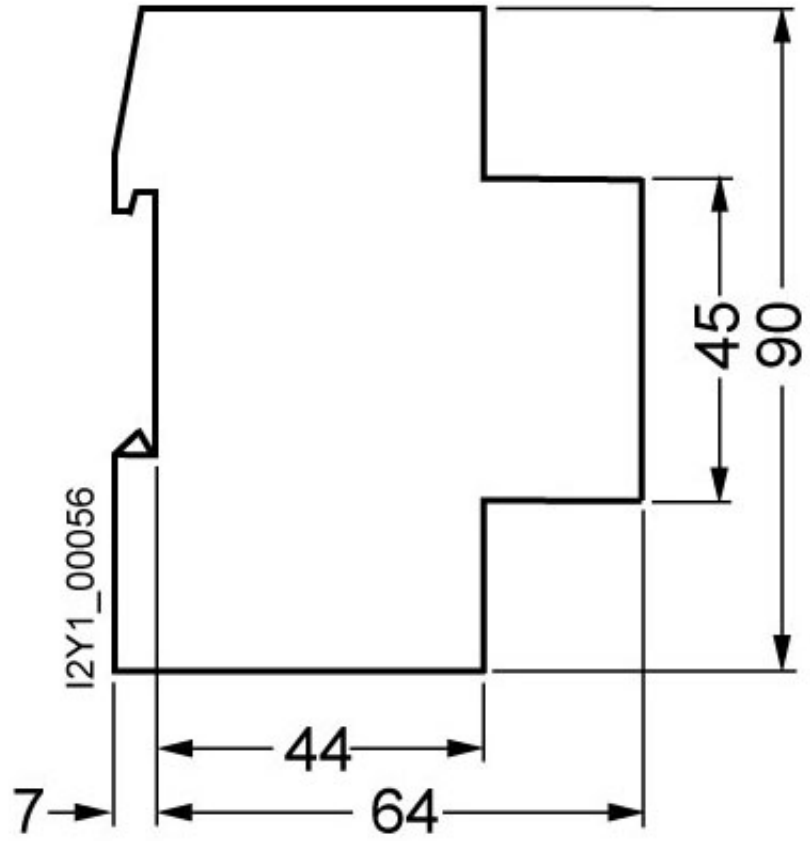
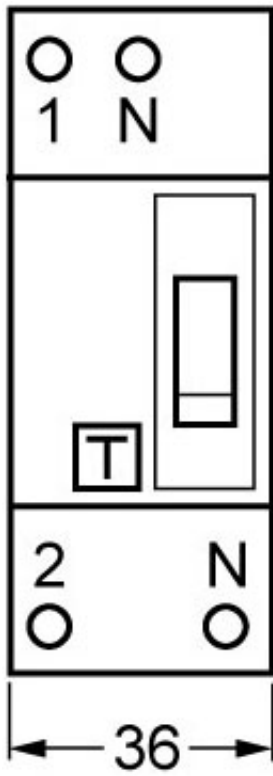
<http://support.automation.siemens.com/WW/view/en/5SM3311-6/all>

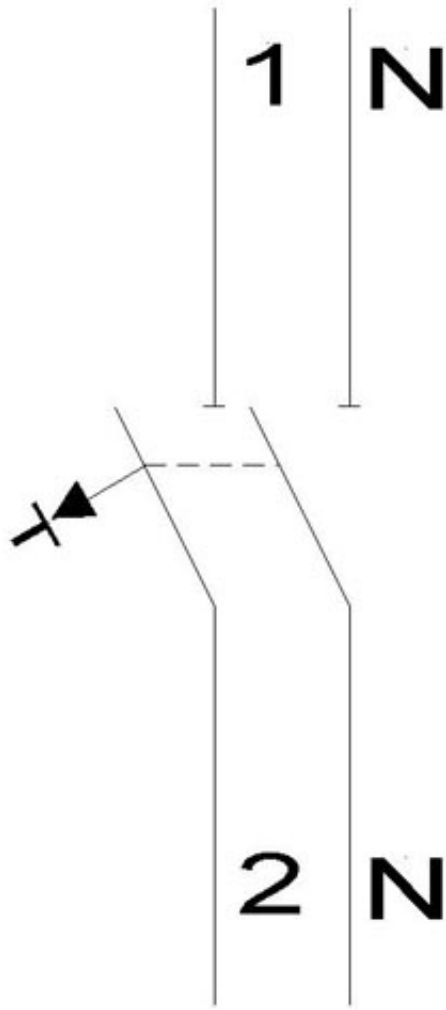
Image database (product images, 2D dimension drawings, 3D models, device circuit diagrams, ...)

http://www.automation.siemens.com/bilddb/cax_en.aspx?mlfb=5SM3311-6

Tender specifications

[Datanorm GAEB81](#) [GAEB83](#) [RTF](#) [TXT](#)





last change:

Dec 8, 2010