



Similar to image

Technical data:

Design type		short-time delayed
Type, explanations		SIQUENCE RCCBs, type B Super resistant
Type, explanations / additionally		3P+N; 230 till 400 V AC; 50 till 60 Hz
Type of mounting		DIN-Rail
Mounting depth	mm	70
Design of the fault-current type		B
Number of poles		4
Resistance against short-circuit current	kA	10
Number of pitch units for width		4
Size of installation devices / acc. to DIN 43880		1
Release fault-current / rated value	mA	30
Switching function / short-term delayed		Yes
Product feature / selective type		No
Supply voltage frequency / rated value	Hz	60
Resistance against the impulse current / rated value	kA	3
Breaking capacity current / rated value	kA	0.8
Supply voltage / for AC / rated value	V	400
Current / for AC / rated value	A	25

Product extension / can be installed / supplementary device		Yes
Service position (permissible)		any
power loss	W	2.5
Short-circuit back-up fuse / maximum	A	100
connection / power connection		Top or bottom
Rated frequency f_n / Hz		50 till 60Hz
CFC and silicone free		Yes
Minimum operating voltage for operating the test equipment AC	V	150
Rated voltage U_n		400 V
Rated currents I_n / A		25, 40, 63, 80
Device service life test cycle acc. to IEC/EN 61009 / operating cycles		>10000
Terminal tightening torques		2,5 till 3,0 Nm
Terminal conductor cross-sections, solid and stranded		1,5 till 25 mm ²
Terminal conductor cross-sections, finely stranded with end sleeve		1.5 to 16mm ²
Climatic resistance acc. to IEC 60068-2-30		28 cycles (55 °C; 95 % rel. humidity)
Degree of protection acc. to DIN EN 50274 (VDE 0660-514)		Finger and back-of-hand safe

Further information:

Information- and Downloadcenter (Catalogs, Brochures,...)

<http://www.siemens.com/lowvoltage/catalogs>

Global Industry Mall (Online ordering system)

<http://www.siemens.com/lowvoltage/mall>

Service&Support (Manuals, Certificates, Characteristics, FAQs,...)

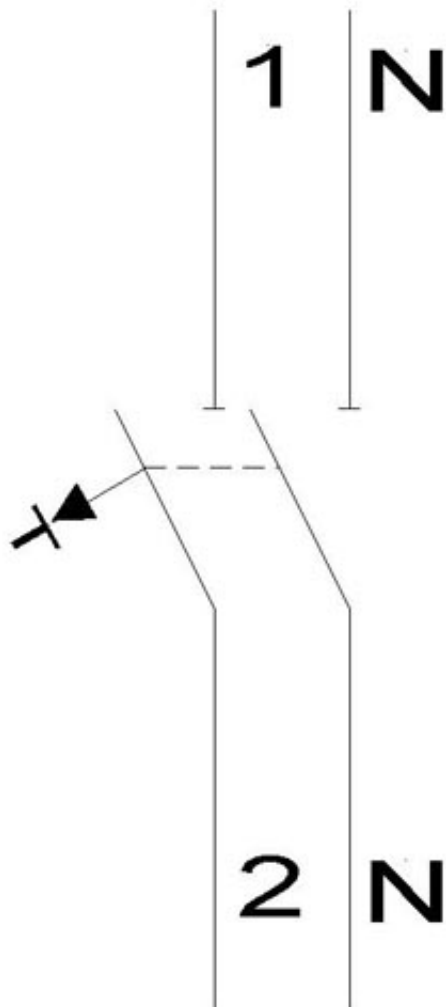
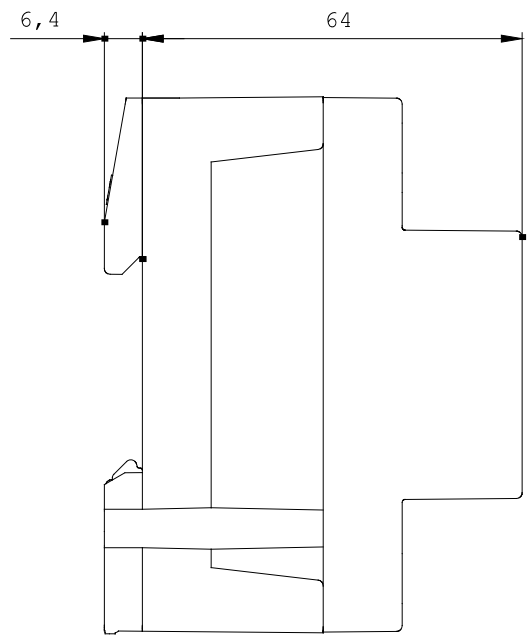
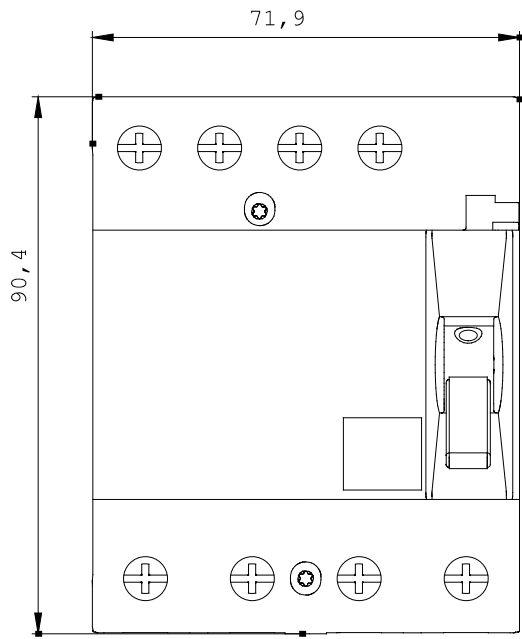
<http://support.automation.siemens.com/WW/view/en/5SM3342-4/all>

Image database (product images, 2D dimension drawings, 3D models, device circuit diagrams, ...)

http://www.automation.siemens.com/bilddb/cax_en.aspx?mlfb=5SM3342-4

Tender specifications

[Datnorm](#) [GAEB81](#) [GAEB83](#) [RTF](#) [TXT](#)



last change:

Dec 8, 2010