

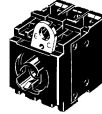









Lighted

Switch operation	Contacts	Voltage reduction circuits		
		Without Voltage Reduction Unit	With Voltage Reduction Unit	
			110 VAC	220 VAC
				
Momentary	SPST-NO	A22L-10M	A22L-10M-T1	A22L-10M-T2
	SPST-NC	A22L-01M	A22L-01M-T1	A22L-01M-T2
	SPST-NO + SPST-NC	A22L-11M	A22L-11M-T1	A22L-11M-T2
	DPST-NO	A22L-20M	A22L-20M-T1	A22L-20M-T2
	DPST-NC	A22L-02M	A22L-02M-T1	A22L-02M-T2
Alternate	SPST-NO	A22L-10A	A22L-10A-T1	A22L-10A-T2
	SPST-NC	A22L-01A	A22L-01A-T1	A22L-01A-T2
	SPST-NO + SPST-NC	A22L-11A	A22L-11A-T1	A22L-11A-T2
	DPST-NO	A22L-20A	A22L-20A-T1	A22L-20A-T2
	DPST-NC	A22L-02A	A22L-02A-T1	A22L-02A-T2

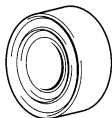
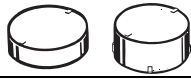






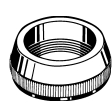


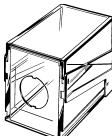
Note: 1. The above diagrams show the DPST-NO contact models as representative examples.
 2. For voltage-reduction lighting, use the A22-24A□.

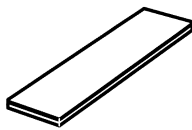


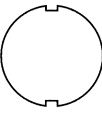




■ Accessories (Order Separately)

Common to A22, A22S/W, A22K, M22, and A22E

Item		Appearance	Classification		Model	Remarks
Switch Blocks		SPST-NO	Standard load	A22-10	Provided as standard. Order Switch Blocks only when adding or replacing them.	
			Microload	A22-10S		
		SPST-NC	Standard load	A22-01		
			Microload	A22-01S		
		DPST-NO	Standard load	A22-20		
			Microload	A22-20S		
DPST-NC	Standard load	A22-02				
	Microload	A22-02S				
Lamp Sockets		Direct lighting		A22-TN	Used when changing the lighting method. (LED only)	
		Voltage-reduction lighting	110 VAC	A22-T1		
			220 VAC	A22-T2		
Mounting Latches		For momentary models		A22-3200	Provided as standard. Order Mounting Latches only when mounting Switch Blocks or Lamp Sockets that are purchased individually.	
		For alternate models		A22-3210		
Legend Plate Frames	Standard size		With Snap-in Legend Plate (Without text)	White	A22Z-3321	Snap-in Legend Plate is acrylic.
				Red	A22Z-3322	
				Black	A22Z-3323	
	Large size		With Snap-in Legend Plate (Without text)	White	A22Z-3331	
				Red	A22Z-3332	
				Black	A22Z-3333	
		Without Snap-in Legend Plate		A22Z-3320		
		Without Snap-in Legend Plate		A22Z-3330		
Lock Ring		Round		A22Z-3360	The body is equipped with a Lock Ring. This Lock Ring is used when a more secure lock feature is required.	
Metallic Bezel Rings		For flat or projection models		A22Z-3580	Replace with the standard model. Material: nickel-plated zinc	
		For full-guard models		A22Z-3582		

Pushbutton Switches

Item	Appearance	Classification	Model	Remarks	
Sealing Caps		For flat models	A22Z-3600F	Used to prevent dust or water from entering the Operation Unit (Pushbutton, etc.). Color: opaque Material: silicon	
		For projection models	A22Z-3600T		
		For full-guard models	A22Z-3600G		
Caps	For A22 For M22 	For projection, full-guard, or half-guard models	A22Z-3490	Material: polycarbonate resin	
		For round models	A22Z-3495		
Color Caps		Red	A22Z-30TR	Used for changing the Pushbutton color of the (round) Pushbutton Switches.	
		Green	A22Z-30TG		
		Yellow	A22Z-30TY		
		White	A22Z-30TW		
		Blue	A22Z-30TA		
Three-throw Spacer			A22Z-3003	Used when mounting three Non-lighted Switches. (See page 105.)	
Hole Plug		Round	A22Z-3530	Can be plugged into pre-cut panel holes for future expansion. The color is black.	
Control Boxes (Enclosures)		One hole	Exclusively for A22	A22Z-B101	For those designed exclusively for A22, DPST-NO or DPST-NC Switches cannot be used. Material: Polycarbonate resin
			Compatible with A3T	A22Z-B201	
		One hole, yellow box (for emergency stop)	Exclusively for A22	A22Z-B101Y	
			Compatible with A3T	A22Z-B201Y	
		Two holes	Exclusively for A22	A22Z-B102	
			Compatible with A3T	A22Z-B202	
Three holes	Exclusively for A22	A22Z-B103			
	Compatible with A3T	A22Z-B203			
Connectors		Applicable cable diameter (mm)	7 to 9 dia.	A22Z-3500-1	Plastic connector used to extend a cable from the Switch Box. (See page 103.)
			9 to 11 dia.	A22Z-3500-2	
25-dia. Ring		---	A22Z-R25	Use when mounting to a panel with a 25-dia. hole. For details, refer to page 94. Since this is not attached to the main body, order separately.	
30-dia. Metal Flange		Flat, projecting	A22Z-F30	Use instead of the standard flange when mounting into a panel with a 30-dia. hole. For details of mounting hole dimensions, refer to the corresponding section for the A30.	
		Full guard	A22Z-G30		
30-dia. Resin Attachment		Round	A22Z-A30	Use when mounting to a panel with a 30-dia. hole. For details, refer to page 96.	
Lock Plate		---	A22Z-3380	Use to fix the lever on the Switch.	
Simple Protective Cover		---	A11Z-3700	Prevents foreign matter entering into the Switch from the back of the panel.	

Item		Appearance	Classification		Model	Remarks	
Snap-in Legend Plates	Standard size		Without text	Black	A22Z-3443B	Attached to the Standard-size Legend Plate Frame. Material: Acrylic (See page 95.)	
				Red	A22Z-3443R		
				White	A22Z-3443W		
				Transparent	A22Z-3443C		
			White text on red background	m	A22Z-3443R-2		
				STOP	A22Z-3443R-4		
			White text on black background		A22Z-3443B-1		
				START	A22Z-3443B-3		
				ON	A22Z-3443B-5		
				OFF	A22Z-3443B-6		
	UP	A22Z-3443B-7					
	DOWN	A22Z-3443B-8					
	Large size		Without text	Black	A22Z-3453B		Attached to the Large-size Legend Plate Frame Material: Acrylic (See page 95.)
				Red	A22Z-3453R		
White				A22Z-3453W			
Transparent				A22Z-3453C			
For Emergency Stop Switch		60-dia. round plate with black letters on a yellow background	A22Z-3466-1	"EMERGENCY STOP" is engraved on the plate. Used as an Emergency Stop Switch Legend Plate			
		90-dia. round plate with black letters on a yellow background	A22Z-3476-1				
Character Films		No print (Round)		A22Z-3460	After printing on a film, affix to the indicator plate of the Lighted Pushbutton Switch. (The back is coated with adhesive.)		
		Character print (Round)		A22Z-3460-1			
			m	A22Z-3460-2			
			START	A22Z-3460-3			
		STOP	A22Z-3460-4				
No print (Square)		A22Z-3480					
Lamp Extractor		---	A22Z-3901	Rubber tool used to easily replace Lamps			
Tightening Wrench		---	A22Z-3905	Tool used to tighten nuts from the back of the panel			
Cap Tightening Tool		---	A22Z-3908	Used for replacing the cap of the Half-guard Pushbutton Switch.			
Cap Puller		---	A3PJ-5080	Used for removing the cap from the Pushbutton of the Square Lighted Pushbutton Switch.			