



Main

Product or component type	Servo motor
Device short name	BMH
Maximum mechanical speed	8000 rpm
Continuous stall torque	30.09 lbf.in (3.4 N.m) for LXM32.D30M2 10 A at 115 V single phase 30.09 lbf.in (3.4 N.m) for LXM32.D18M2 6 A at 230 V single phase
Peak stall torque	76.99 lbf.in (8.7 N.m) for LXM32.D30M2 10 A at 115 V single phase 90.27 lbf.in (10.2 N.m) for LXM32.D18M2 6 A at 230 V single phase
Nominal output power	900 W for LXM32.D18M2 6 A at 230 V single phase 650 W for LXM32.D30M2 10 A at 115 V single phase
Nominal torque	27.43 lbf.in (3.1 N.m) for LXM32.D30M2 10 A at 115 V single phase 25.66 lbf.in (2.9 N.m) for LXM32.D18M2 6 A at 230 V single phase
Nominal speed	2000 rpm for LXM32.D30M2 10 A at 115 V single phase 3000 rpm for LXM32.D18M2 6 A at 230 V single phase
Product compatibility	LXM32.D30M2 at 115 V single phase LXM32.D18M2 at 230 V single phase
Shaft end	Keyed
IP degree of protection	IP65 (standard) IP67 (with IP67 kit)
Speed feedback resolution	131072 points/turn
Holding brake	Without
Mounting support	International standard flange
Electrical connection	Rotatable right-angled connectors

Complementary

Range compatibility	Lexium 32
[Us] rated supply voltage	240 V
Phase	Three phase
Continuous stall current	5.55 A
Continuous power	1.68 W
Maximum current Irms	15 A LXM32.D30M2 17.8 A for LXM32.D18M2
Maximum permanent current	17.84 A
Second shaft	Without second shaft end
Shaft diameter	0.55 in (14 mm)
Shaft length	1.18 in (30 mm)
Key width	0.79 in (20 mm)
Feedback type	Single turn SinCos Hiperface
Motor flange size	2.76 in (70 mm)
Number of motor stacks	3
Torque constant	0.61 N.m/A at 248 °F (120 °C)
Back emf constant	39.3 V/krpm at 248 °F (120 °C)
Number of motor poles	10

The information provided in this documentation contains general descriptions and/or technical characteristics of the performance of the products contained herein. This documentation is not intended as a substitute for and is not to be used for determining suitability or reliability of these products for specific user applications. It is the duty of any such user or integrator to perform the appropriate and complete risk analysis, evaluation and testing of the products with respect to the relevant specific application or use thereof. Neither Schneider Electric Industries SAS nor any of its affiliates or subsidiaries shall be responsible or liable for misuse of the information contained herein.

Rotor inertia	1.67 kg.cm ²
Stator resistance	1.32 Ohm at 68 °F (20 °C)
Stator inductance	4.3 mH at 68 °F (20 °C)
Stator electrical time constant	3.3 ms at 68 °F (20 °C)
Maximum radial force Fr	400 N at 6000 rpm 430 N at 5000 rpm 460 N at 4000 rpm 510 N at 3000 rpm 580 N at 2000 rpm 730 N at 1000 rpm
Maximum axial force Fa	0.2 x Fr
Type of cooling	Natural convection
Length	7.32 in (186 mm)
Centring collar diameter	2.36 in (60 mm)
Centring collar depth	0.1 in (2.5 mm)
Number of mounting holes	4
Mounting holes diameter	0.22 in (5.5 mm)
Circle diameter of the mounting holes	3.23 in (82 mm)
Product weight	6.61 lb(US) (3 kg)

Environment

Offer Sustainability

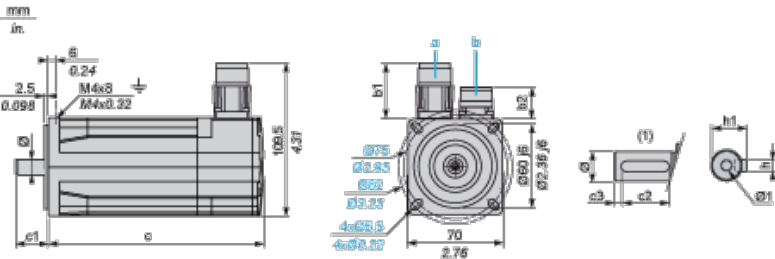
Green Premium product	Green Premium product
Compliant - since 0936 - Schneider Electric declaration of conformity	Compliant - since 0936 - Schneider Electric declaration of conformity
Reference not containing SVHC above the threshold	Reference not containing SVHC above the threshold
Available	Available
Need no specific recycling operations	Need no specific recycling operations

Contractual warranty

Warranty period	18 months
-----------------	-----------

Servo Motors Dimensions

Example with Straight Connectors



- a: Power supply for servo motor brake
- b: Power supply for servo motor encoder
- (1) Shaft end, keyed slot (optional)

Dimensions in mm

Straight connectors		Rotatable angled connectors		c (without brake)	c (with brake)	c1	c2	c3	h	h1	Ø	Ø1 for screws
b1	b2	b1	b2									
39.5	25.5	39.5	39.5	186	225	30	20	5	5 h9	16 ⁺⁰ _{-0.13}	14 k6	M5 x 17

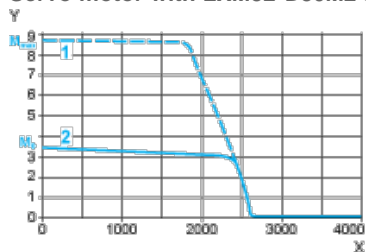
Dimensions in in.

Straight connectors		Rotatable angled connectors		c (without brake)	c (with brake)	c1	c2	c3	h	h1	Ø	Ø1 for screws
b1	b2	b1	b2									
1.55	1	1.55	1.55	7.32	8.85	1.18	0.78	0.19	0.20 h9	$0.63^{+0}_{-0.0051}$	0.55 k6	M5 x 0.67

115 V Single-Phase Supply Voltage

Torque/Speed Curves

Servo motor with LXM32•D30M2 servo drive



X Speed in rpm

Y Torque in Nm

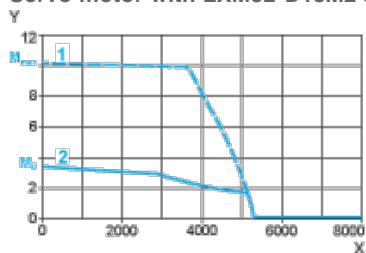
1 Peak torque

2 Continuous torque

230 V Single-Phase Supply Voltage

Torque/Speed Curves

Servo motor with LXM32•D18M2 servo drive



X Speed in rpm

Y Torque in Nm

1 Peak torque

2 Continuous torque