

BMH1402P06A2A

servo motor BMH - 18.5 Nm - 4000 rpm -
untapped shaft - without brake - IP54



Main

Product or component type	Servo motor
Device short name	BMH
Maximum mechanical speed	4000 rpm
Continuous stall torque	18.5 N.m for LXM32.D72N4 24 A at 400 V three phase 18.5 N.m for LXM32.D72N4 24 A at 480 V three phase
Peak stall torque	50.3 N.m for LXM32.D72N4 24 A at 400 V three phase 50.3 N.m for LXM32.D72N4 24 A at 480 V three phase
Nominal output power	3500 W for LXM32.D72N4 24 A at 400 V three phase 3500 W for LXM32.D72N4 24 A at 480 V three phase
Nominal torque	12.2 N.m for LXM32.D72N4 24 A at 400 V three phase 12.2 N.m for LXM32.D72N4 24 A at 480 V three phase
Nominal speed	3000 rpm for LXM32.D72N4 24 A at 400 V three phase 3000 rpm for LXM32.D72N4 24 A at 480 V three phase
Product compatibility	LXM32.D72N4 at 400...480 V three phase
Shaft end	Untapped
IP degree of protection	IP54 (standard)
Speed feedback resolution	32768 points/turn
Holding brake	Without
Mounting support	International standard flange
Electrical connection	Rotatable right-angled connectors

Complementary

Range compatibility	Lexium 32
[Us] rated supply voltage	480 V
Network number of phases	Three phase
Continuous stall current	16.83 A
Continuous power	4.44 W
Maximum current Irms	57.4 A for LXM32.D72N4
Maximum permanent current	57.4 A
Second shaft	Without second shaft end
Shaft diameter	24 mm
Shaft length	50 mm
Feedback type	Single turn SinCos Hiperface
Motor flange size	140 mm
Number of motor stacks	2
Torque constant	1.1 N.m/A at 120 °C
Back emf constant	70.7 V/krpm at 120 °C

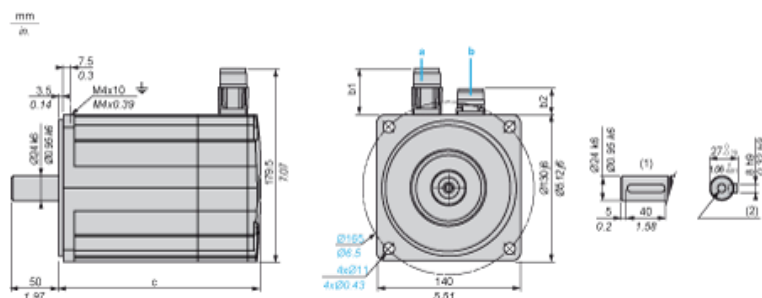
Number of motor poles	10
Rotor inertia	32 kg.cm ²
Stator resistance	0.23 Ohm at 20 °C
Stator inductance	3 mH at 20 °C
Stator electrical time constant	13 ms at 20 °C
Maximum radial force Fr	2240 N at 1000 rpm 1780 N at 2000 rpm 1550 N at 3000 rpm
Maximum axial force Fa	0.2 x Fr
Type of cooling	Natural convection
Length	192 mm
Centring collar diameter	130 mm
Centring collar depth	3.5 mm
Number of mounting holes	4
Mounting holes diameter	11 mm
Circle diameter of the mounting holes	165 mm
Product weight	12 kg

Offer Sustainability

Sustainable offer status	Green Premium product
RoHS (date code: YYWW)	Compliant - since 0936 - Schneider Electric declaration of conformity
REACH	Reference not containing SVHC above the threshold
Product environmental profile	Available Download Product Environmental
Product end of life instructions	Need no specific recycling operations

Servo Motors Dimensions

Example with Straight Connectors



- a: Power supply for servo motor brake
b: Power supply for servo motor encoder
(1) Shaft end, keyed slot (optional)
(2) For screw M8 x 25 mm/M8 x 0.98 in.

Dimensions in mm

Straight connectors		Rotatable angled connectors		c (without brake)	c (with brake)
b	b1	b	b1		
39.5	25.5	39.5	39.5	192	227

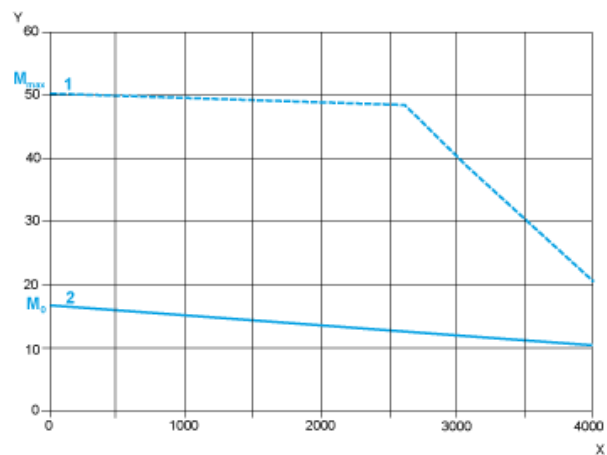
Dimensions in in.

Straight connectors		Rotatable angled connectors		c (without brake)	c (with brake)
b	b1	b	b1		
1.55	1.00	1.55	1.55	7.55	8.93

400 V 3-Phase Supply Voltage

Torque/Speed Curves

Servo motor with LXM32•D72N4 servo drive

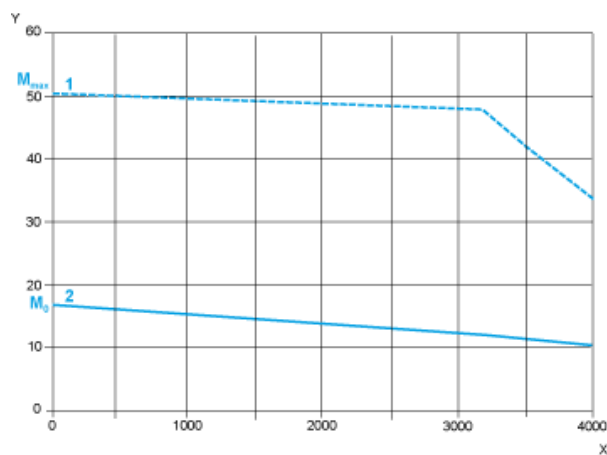


- X Speed in rpm
Y Torque in Nm
1 Peak torque
2 Continuous torque

480 V 3-Phase Supply Voltage

Torque/Speed Curves

Servo motor with LXM32•D72N4 servo drive



- X Speed in rpm
Y Torque in Nm
1 Peak torque
2 Continuous torque