

# Product datasheet

Specifications



analog isolated high level input module, Modicon X80, 4 I, 0 to 20mA, 4 to 20mA, 10V positive or negative, severe environment

BMXAMI0410H

## Main

Range of product	Modicon X80
Product or component type	Analog input module
Product specific application	For severe environments
Electrical connection	20 ways 1 connector
Isolation between channels	Isolated
Input level	High level
Analogue input number	4
Analogue input type	Current +/- 20 mA Current 0...20 mA Current 4...20 mA Voltage +/- 10 V Voltage +/- 5 V Voltage 0...10 V Voltage 0...5 V Voltage 1...5 V

## Complementary

Analog/digital conversion	24 bits
Analogue input resolution	16 bits
Permitted overload on inputs	+/- 30 V +/- 10 V +/- 30 V +/- 5 V +/- 30 V 0...10 V +/- 30 V 0...5 V +/- 30 V 1...5 V +/- 90 mA +/- 20 mA +/- 90 mA 0...20 mA +/- 90 mA 4...20 mA
Input impedance	10 MOhm in voltage mode 250 Ohm + 3.6...50 Ohm internal protective resistor in current mode
Precision of internal conversion resistor	0.1 % - 15 ppm/°C
type of filter	First order digital filtering
Fast read cycle time	1 ms + 1 ms x number of channels used
Nominal read cycle time	5 ms for 4 channels

Disclaimer: This documentation is not intended as a substitute for and is not to be used for determining suitability or reliability of these products for specific user applications

Measurement error	0.075 % of full scale +/- 10 V 25 °C 0.075 % of full scale +/- 5 V 25 °C 0.075 % of full scale 0...10 V 25 °C 0.075 % of full scale 0...5 V 25 °C 0.075 % of full scale 1...5 V 25 °C 0.15 % of full scale +/- 20 mA 25 °C 0.15 % of full scale 0...20 mA 25 °C 0.15 % of full scale 4...20 mA 25 °C <= 0.2 % of full scale +/- 10 V - 25...70 °C <= 0.2 % of full scale +/- 5 V - 25...70 °C <= 0.2 % of full scale 0...10 V - 25...70 °C <= 0.2 % of full scale 0...5 V - 25...70 °C <= 0.2 % of full scale 1...5 V - 25...70 °C <= 0.55 % of full scale +/- 20 mA - 25...70 °C <= 0.55 % of full scale 0...20 mA - 25...70 °C <= 0.55 % of full scale 4...20 mA - 25...70 °C
Temperature drift	15 ppm/°C +/- 10 V 15 ppm/°C +/- 5 V 15 ppm/°C 0...10 V 15 ppm/°C 0...5 V 15 ppm/°C 1...5 V 30 ppm/°C +/- 20 mA 30 ppm/°C 0...20 mA 30 ppm/°C 4...20 mA
Recalibration	Internal
Minimum crosstalk attenuation	80 dB
Common mode rejection	90 dB
Digital value format	- 32768 to + 32767 in maximum user scale +/- 10000 by default
Isolation voltage	300 V DC between channels 1400 V DC between channels and ground 1400 V DC between channels and bus
Measurement resolution	0.35 mV +/- 10 V 0.35 mV +/- 5 V 0.35 mV 0...10 V 0.35 mV 0...5 V 0.35 mV 1...5 V 0.92 µA +/- 20 mA 0.92 µA 0...20 mA 0.92 µA 4...20 mA
Maximum conversion value	+/- 11.4 V +/- 10 V +/- 11.4 V +/- 5 V +/- 11.4 V 0...10 V +/- 11.4 V 0...5 V +/- 11.4 V 1...5 V 0...30 mA +/- 20 mA 0...30 mA 0...20 mA 0...30 mA 4...20 mA
MTBF reliability	1200000 H
Operating altitude	0...2000 m 2000...5000 m with derating factor
Status LED	1 LED (green) RUN 1 LED per channel (green) channel diagnostic 1 LED (red) ERR 1 LED (red) I/O
Net weight	0.143 kg
Power consumption in W	0.82 W 24 V DC typical 1.30 W 24 V DC maximum 0.32 W 3.3 V DC typical 0.48 W 3.3 V DC maximum
Current consumption	150 mA at 3.3 V DC 45 mA at 24 V DC

## Environment

Vibration resistance	3 gn
Shock resistance	30 gn
Ambient air temperature for storage	-40...85 °C
Ambient air temperature for operation	-25...70 °C
Relative humidity	5...95 % at 55 °C without condensation
IP degree of protection	IP20
Directives	2014/35/EU - low voltage directive 2014/30/EU - electromagnetic compatibility
product certifications	CE RCM CSA EAC Merchant Navy UL ATEX IEC-Ex
Standards	EN/IEC 61010-2-201 EN/IEC 61131-2 UL 61010-2-201 CSA C22.2 No 61010-2-201
Environmental characteristic	Gas resistant class Gx Gas resistant class 3C4 Dust resistant class 3S4 Sand resistant class 3S4 Salt resistant level 2 Mold growth resistant class 3B2 Fungal spore resistant class 3B2 Hazardous location
protective treatment	Conformal coating

## Packing Units

Unit Type of Package 1	PCE
Number of Units in Package 1	1
Package 1 Height	5.400 cm
Package 1 Width	11.700 cm
Package 1 Length	11.900 cm
Package 1 Weight	180.000 g
Unit Type of Package 2	S02
Number of Units in Package 2	15
Package 2 Height	15.000 cm
Package 2 Width	30.000 cm
Package 2 Length	40.000 cm
Package 2 Weight	3.077 kg

## Contractual warranty

Warranty	18 months
----------	-----------

# Sustainability

**Green Premium™ label** is Schneider Electric’s commitment to delivering products with best-in-class environmental performance. Green Premium promises compliance with the latest regulations, transparency on environmental impacts, as well as circular and low-CO<sub>2</sub> products.

**Guide to assessing product sustainability** is a white paper that clarifies global eco-label standards and how to interpret environmental declarations.


[Learn more about Green Premium >](#)

[Guide to assess a product’s sustainability >](#)



Transparency

## Well-being performance

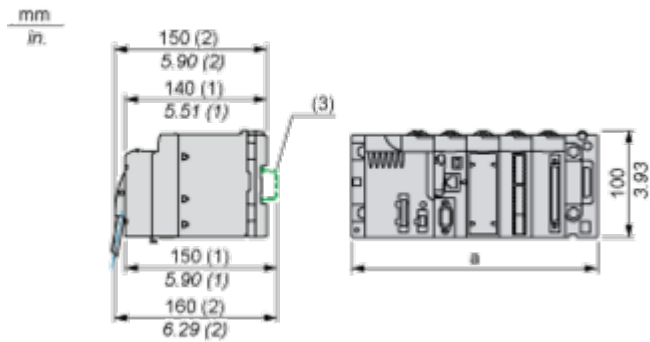
 Mercury Free

Reach Regulation	<a href="#">REACH Declaration</a>
Eu Rohs Directive	Pro-active compliance (Product out of EU RoHS legal scope)
China Rohs Regulation	<a href="#">China RoHS declaration</a>
Environmental Disclosure	<a href="#">Product Environmental Profile</a>
Weee	The product must be disposed on European Union markets following specific waste collection and never end up in rubbish bins
Circularity Profile	<a href="#">End of Life Information</a>

Dimensions Drawings

Modules Mounted on Racks

Dimensions

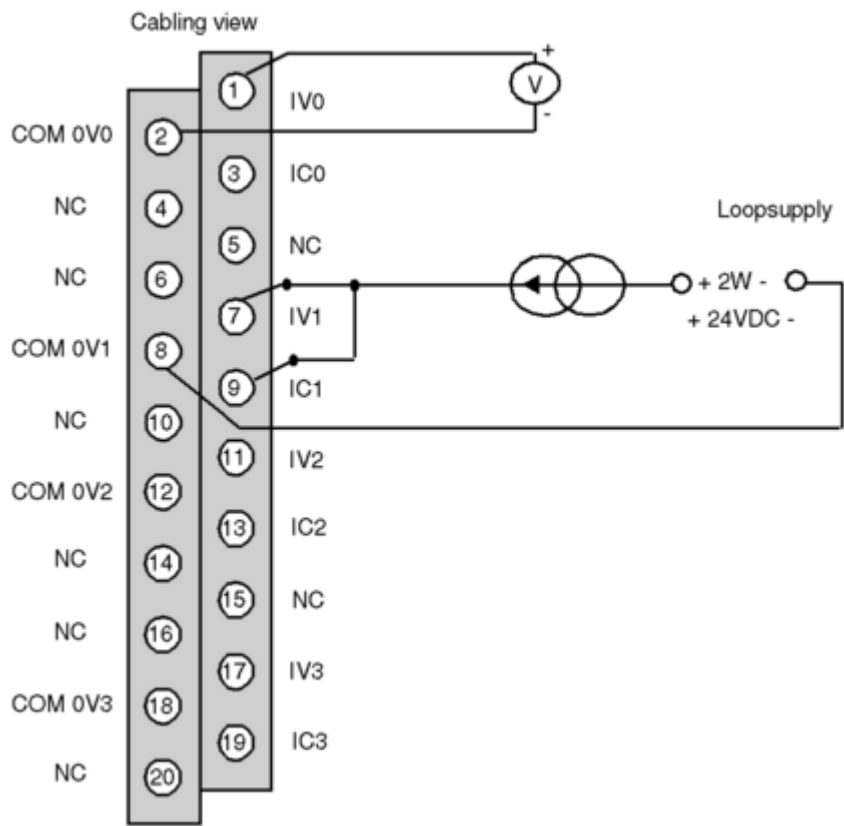


- (1) With removable terminal block (cage, screw or spring).  
(2) With FCN connector.  
(3) On AM1 ED rail: 35 mm wide, 15 mm deep. Only possible with BMXXBP0400/0400H/0600/0600H/0800/0800H rack.

Rack references	a in mm	a in in.
BMXXBP0400 and BMXXBP0400H	242.4	09.54
BMXXBP0600 and BMXXBP0600H	307.6	12.11
BMXXBP0800 and BMXXBP0800H	372.8	14.68
BMXXBP1200 and BMXXBP1200H	503.2	19.81

Connections and Schema

Wiring Diagram



**IVx** + pole input for channel x  
**COM 0Vx** - pole input for channel x  
**ICx** current reading resistor + input  
**Channel 0** voltage sensor  
**Channel 1** 2-wire current sensor