


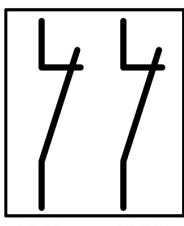


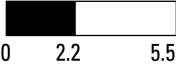




Changeover switch, classic, with thumb-grip, taster, 2 positions, 2 N/C, cable (black) with non-terminated end, 4 pole, 1 m



Part no. **C22-WK-K02-P62**
Article no. **186158**

Delivery program

Product range			RMQ compact solution
Basic function			Selector switch actuators
Single unit/Complete unit			Complete unit
Design			With thumb-grip
			momentary
Function:			
			 40°
Connection type			Cable (black) with non-terminated end, 4 pole
Cable Length		m	1
			2 positions
Degree of Protection			IP66 (front) IP65 (on rear)
Front ring			Bezel: titanium
Connection to SmartWire-DT			no
Contacts			
N/C = Normally closed			2 NC 
Notes			 = safety function, by positive opening to IEC/EN 60947-5-1
Actuator travel and actuation force as per DIN EN 60947-5-1, K.5.4.1			
	mm		4.65
Maximum travel	mm		5.7
Minimum force for positive opening	N		30
Contact sequence			<div> <div>BN</div> <div>WH</div> <div>  </div> <div>BK</div> <div>BU</div> </div>
Contact travel  = Contact closed  = Contact open			
Contact diagram			 0 2.2 5.5 Zw = 4.5 mm

Technical data

General

Standards			IEC/EN 60947-5-1 VDE 0660
Certifications			CE, UL, CSA
Operating frequency	Operations/h		 2000
Operating torque		Nm	 0.3
Tightening torque Threaded ring		Nm	2
Climatic proofing			Damp heat, constant, to IEC 60068-2-78 Damp heat, cyclic, to IEC 60068-2-30

Degree of Protection			IP66 (front) IP65 (on rear)
Mounting position			As required
Mechanical shock resistance, shock duration 11 ms		g	> 30

Contacts

Rated impulse withstand voltage	U _{imp}	V AC	4000
Rated insulation voltage	U _i	V	250
Overvoltage category/pollution degree			III/3
Control circuit reliability			
At 17 V DC/7 mA	H _F		N/C contact: statistically determined 1 failure per 0.9 × 10 ⁶ Operations
Max. short-circuit protective device			
Fuse	gG/gL	A	4
Rated conditional short-circuit current	I _q	kA	1

Switching capacity

Rated operational current	I _e	A	
AC-15			
24 V	I _e	A	4
DC-13			
24 V	I _e	A	3
Cable characteristics			
Design			Cable end open
Cable Length		m	1
Material characteristic			PUR
Diameter	Ø	mm	4.7

Design verification as per IEC/EN 61439

Technical data for design verification			
Operating ambient temperature min.		°C	-25
Operating ambient temperature max.		°C	70

Technical data ETIM 6.0

Low-voltage industrial components (EG000017) / Selector switch, complete (EC001029)			
Electric engineering, automation, process control engineering / Low-voltage switch technology / Command and alarm device / Selector switch, complete unit (ecl@ss8.1-27-37-12-43 [ACN984008])			
Number of switch positions			2
Type of control element			Toggle
Suitable for illumination			No
With lamp			No
Colour button			Black
Hole diameter		mm	22
Width opening		mm	0
Height meter opening		mm	0
Switching function latching			No
Spring-return			Yes
Degree of protection (IP)			IP66
Supply voltage		V	0 - 0
Number of contacts as normally open contact			0
Number of contacts as normally closed contact			2
Number of contacts as change-over contact			0
Type of electric connection			-
With front ring			Yes
Material front ring			Plastic
Colour front ring			-

Dimensions

