

N.O. / N.C. main poles combination NOR contactors



Description

NOR contactors are built with a combination of N.O. and N.C. poles:

- AC switching: NOR..MT up to 690 V AC
 - DC switching: NOR..CC up to 1500 V DC in standard.
 - For low current breaking, permanent magnet must be added.
- 2 NO + 2 NC auxiliary contacts are fitted as standard. For additional auxiliary contacts refer to “Auxiliary contact fitting details.”

Example of use :

Change-over contactor with 2 N.C. poles + 2 N.O. poles.

Block diagrams

These contactors are suitable for controlling 2 separate circuits, i.e. 2 loads with 2 separate supplies, or 1 circuit including 2 separate loads with a single supply (diagrams on left column). When the contactor operates there is no mechanical overlapping between the N.O. poles and the N.C. poles: BREAK before MAKE operation.

These contactors are not suitable for a reversing starter or star-delta starter, or for controlling a single load from 2 separate supplies.



Operation

The N.O. and N.C. poles are set-up without any mechanical overlap:

- as the electro-magnet closes, the N.C. pole(s) BREAK before the N.O. pole(s) MAKE
- as the electro-magnet opens, the N.O. pole(s) BREAK before the N.C. pole(s) MAKE.

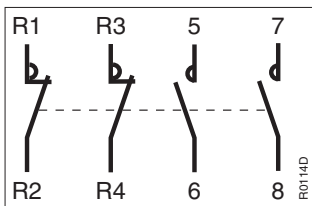
The breaking and making capacities of the N.C. poles are identical to those of the N.O. poles.

Other variants

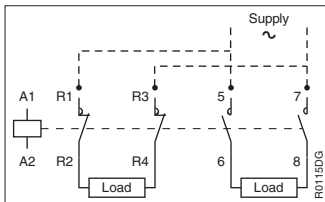
Please consult us for :

- NOR..AMA and NOR..AME with latching
- JOR types: version with overlapping between N.O. and N.C. main poles.

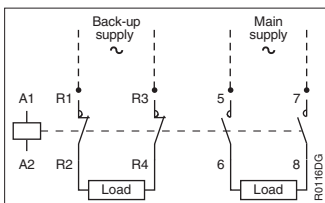
5



2 N.C. poles + 2 N.O. poles



Single supply and 2 separate loads



2 separate supplies and 2 separate loads

NORR, NORE, NORR..MT and NORE..MT contactors

Power circuit up to 690 V AC

Control circuit 120V 50/60 Hz



NORR125-02-MT

Description





NORR..MT and NORE..MT contactors with N.O. and N.C. main poles are used for controlling AC power circuits up to 690 V AC.

NORR400 ... NORR800 and NORE400 ... NORE800 contactors with N.O. and N.C. main poles are used for controlling AC power circuits up to 500 V AC.

These contactors are designed with:

- variable number of poles according to the application
- control circuit: AC or DC operated
- 2 NO + 2 NC auxiliary contacts available, as standard.

AC operated

IEC Rated operational current $\theta \leq 40^\circ\text{C}$ AC-1 A	voltage (3) V AC	Number of poles (4)  	Rated control circuit voltage U_c (1) V 50/60 Hz	Auxiliary contacts fitted (2)  	Type	Order code	Weight pkg (1 pce) kg
63	690	0 2	120V	2 2	NORR63-02-MT	FPL7155216R2113	4.2
		2 1		2 2	NORR63-21-MT	FPL7155516R2113	3.9
		3 1		2 2	NORR63-31-MT	FPL7155716R2113	4.9
125	690	0 2	120V	2 2	NORR125-02-MT	FPL7455215R2113	6.2
		2 1		2 2	NORR125-21-MT	FPL7455515R2113	8.2
		3 1		2 2	NORR125-31-MT	FPL7455715R2113	9
200	690	0 2	120V	2 2	NORR200-02-MT	FPL7655215R2113	9.6
		2 1		2 2	NORR200-21-MT	FPL7655515R2113	10
		3 1		2 2	NORR200-31-MT	FPL7655715R2113	12.2
315	500	0 2	120V	2 2	NORR400-02	FPL9445215R2113	12
		2 1		2 2	NORR400-21	FPL9445515R2113	15
		3 1		2 2	NORR400-31	FPL9445715R2113	18
800	500	0 2	120V	2 2	NORR800-02	FPL8645215R2113	38
		2 1		2 2	NORR800-21	FPL8645515R2113	48
		3 1		2 2	NORR800-31	FPL8645715R2113	58
	690	0 2	120V	2 2	NORR800-02-MT	FPL8655215R2113	40
		2 1		2 2	NORR800-21-MT	FPL8655515R2113	51
		3 1		2 2	NORR800-31-MT	FPL8655715R2113	62

(1) Other control voltages, please consult us.

(2) Other auxiliary contact arrangements, please consult us.

(3) Power circuit above 690 V AC, please consult us.

(4) Other main pole combinations, please consult us.