

## Emergency stop pushbuttons Non-illuminated and illuminated 30mm, 40mm & 60mm head

### How to order non-illuminated:

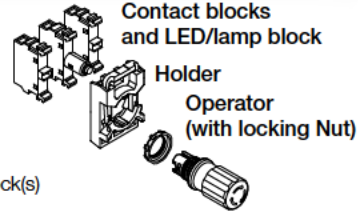
**Alt.1** • Operator  
+ Holder  
+ Contact block(s)

**Alt.2** • Operator  
+ Holder with Contact block(s)

### How to order illuminated:

**Alt.1** • Operator  
+ Holder  
+ Contact block(s)  
+ LED/lamp block

**Alt.2** • Operator  
+ Holder with Contact block(s)  
and LED/lamp block

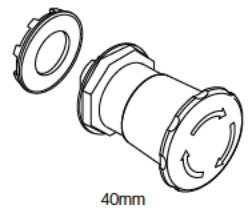
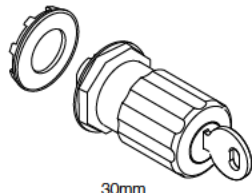


NOTE: No contact block in center position, reserved for LED/lamp block.  
For contact blocks, holders & LED lamp blocks, see Accessories pages 7.54 - 7.58.

7

Fulfills IEC 60947-5-5

### Operator: Emergency Stop



	Description	Catalog number
<b>Non-Illuminated</b>		
<b>30mm</b>		
<b>Black Plastic Bezel</b>		
Red	Twist release	G1MPET3-10R
Red	Key release (Key code 71, Ronis 455)	G1MPEK3-11R
Red	Key release (Key code 72, Ronis 421)	G1MPEK3-12R
Red	Key release (Key code 73, Ronis 3433-E)	G1MPEK3-13R
<b>Chrome Bezel</b>		
Red	Twist release	G2MPET3-10R
Red	Key release (Key code 71, Ronis 455)	G2MPEK3-11R
Red	Key release (Key code 72, Ronis 421)	G2MPEK3-12R
Red	Key release (Key code 73, Ronis 3433-E)	G2MPEK3-13R
<b>40mm</b>		
<b>Black Plastic Bezel</b>		
Red	Twist release	G1MPET4-10R
Red	Key release (Key code 71, Ronis 455)	G1MPEK4-11R
Red	Key release (Key code 72, Ronis 421)	G1MPEK4-12R
Red	Key release (Key code 73, Ronis 3433-E)	G1MPEK4-13R
<b>Chrome Bezel</b>		
Red	Twist release	G2MPET4-10R
Red	Key release (Key code 71, Ronis 455)	G2MPEK4-11R
Red	Key release (Key code 72, Ronis 421)	G2MPEK4-12R
Red	Key release (Key code 73, Ronis 3433-E)	G2MPEK4-13R
<b>Illuminated</b>		
<b>40mm</b>		
<b>Black Plastic Bezel</b>		
Red	Twist release	G1MPMT3-11R
<b>Chrome Bezel</b>		
Red	Twist release	G2MPMT3-11R
<b>60mm</b>		
<b>Black Plastic Bezel</b>		
Red	Twist release	G1MPMT4-11R
<b>Chrome Bezel</b>		
Red	Twist release	G2MPMT4-11R