



Main

Range of Product	Lexium integrated drive
Product or Component Type	Motion integrated drive
Device short name	ILS
Motor Type	3-phase stepper motor
Number of motor poles	6
Phase	Single phase
[Us] rated supply voltage	24 V 36 V
Network type	DC
Communication interface	Pulse/direction 24 V, Integrated
Length	8.6 in (217.3 mm)
Winding type	Medium speed of rotation and medium torque
Electrical Connection	Printed circuit board connector
Holding brake	With
Gear box type	Without
Nominal speed	100 rpm 24 V 200 rpm 36 V
Nominal torque	35.4 lbf.in (4 N.m)
Holding torque	53.1 Lbf.In (6 N.m) holding brake 35.4 lbf.in (4 N.m)

Complementary

Mounting Support	Flange
Motor flange size	3.3 in (85 mm)
Number of motor stacks	2
Centring collar diameter	2.4 in (60 mm)
Centring collar depth	0.08 in (2 mm)
Number of mounting holes	4
Mounting holes diameter	0.3 in (6.5 mm)
Circle diameter of the mounting holes	3.9 in (99 mm)
Feedback type	Index pulse
Shaft end	Untapped
Second shaft	Without second shaft end
Shaft diameter	0.5 in (12 mm)
Shaft length	1.2 in (30 mm)
Supply voltage limits	18...40 V
Current consumption	5000 mA maximum continuous
Associated fuse rating	10 A
Input/output type	4 signals (each be used as input or output)
Voltage state 0 guaranteed	-3...4.5 V
Voltage state 1 guaranteed	15...30 V
Discrete input current	10 mA at 24 V safety input
Discrete output voltage	23...25 V
Maximum switching current	100 MA per output 200 mA total

Protection Type	Short circuit of the output voltage Overload of output voltage Safe torque off
Peak stall torque	35.4 lbf.in (4 N.m)
Continuous stall torque	35.4 lbf.in (4 N.m)
Speed feedback resolution	1.8°, 0.9°, 0.72°, 0.36°, 0.18°, 0.09°, 0.072°, 0.036° 200, 400, 500, 1000, 2000, 4000, 5000, 10000 steps
Accuracy error	+/- 6 arc min
Rotor inertia	2.4 kg.cm²
Maximum mechanical speed	1500 rpm
Maximum radial force Fr	100 N
Maximum axial force Fa	170 N tensile force) 30 N force pressure)
Service life in hours	20000 h bearing
Brake pull-in power	22 W
Brake release time	40 ms
Brake application time	20 ms
Marking	CE
Type of cooling	Natural convection
Net Weight	11.9 lb(US) (5.4 kg)

Environment

Standards	IEC 61800-3, Ed 2 EN/IEC 61800-3 EN/IEC 50178 EN 50347 EN 61800-3:2001, second environment EN 61800-3 : 2001-02 IEC 60072-1
Product Certifications	cUL[RETURN]TÜV[RETURN]JUL
Ambient air temperature for operation	122...149 °F (50...65 °C) with power derating of 2 % per °C) 32...122 °F (0...50 °C) without derating)
Permissible ambient air temperature around the device	221 °F (105 °C) power amplifier 230 °F (110 °C) motor
Ambient Air Temperature for Storage	-13...158 °F (-25...70 °C)
Operating altitude	<= 3280.84 ft (1000 m) without derating
Relative humidity	15...85 % without condensation
Vibration resistance	20 m/s² 10...500 Hz) 10 cycles EN/IEC 60068-2-6
Shock resistance	150 m/s² 1000 shocks EN/IEC 60068-2-29
IP degree of protection	IP41 shaft bushing: conforming to EN/IEC 60034-5 IP54 total except shaft bushing: conforming to EN/IEC 60034-5

Ordering and shipping details

Category	US1PC5618288
Discount Schedule	PC56
GTIN	3389119227650
Returnability	No
Country of origin	DE

Packing Units

Unit Type of Package 1	PCE
Number of Units in Package 1	1
Package 1 Height	8.7 in (22 cm)
Package 1 Width	7.7 in (19.5 cm)
Package 1 Length	15.7 in (40 cm)
Package 1 Weight	14.202 lb(US) (6.442 kg)
Unit Type of Package 2	S06
Number of Units in Package 2	9
Package 2 Height	28.9 in (73.5 cm)

Package 2 Width	23.6 in (60 cm)
Package 2 Length	31.5 in (80 cm)
Package 2 Weight	156.480 lb(US) (70.978 kg)

Offer Sustainability

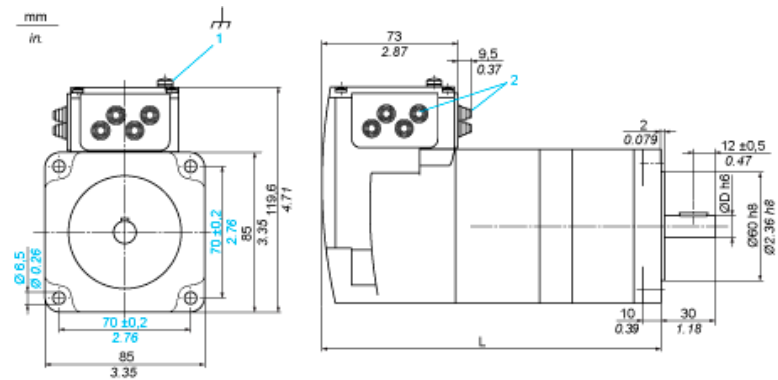
Sustainable offer status	Green Premium product
California proposition 65	WARNING: This product can expose you to chemicals including: Lead and lead compounds, which is known to the State of California to cause cancer and birth defects or other reproductive harm. For more information go to www.P65Warnings.ca.gov
REACH Regulation	REACH Declaration
EU RoHS Directive	Pro-active compliance (Product out of EU RoHS legal scope)
Mercury free	Yes
China RoHS Regulation	China RoHS Declaration
RoHS exemption information	Yes
Environmental Disclosure	Product Environmental Profile
Circularity Profile	End Of Life Information
WEEE	The product must be disposed on European Union markets following specific waste collection and never end up in rubbish bins.
PVC free	Yes

Contractual warranty

Warranty	18 months
----------	-----------

Integrated Drive with Holding Brake

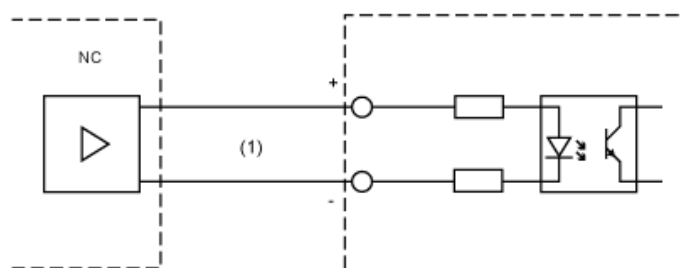
Dimensions



- 1 Earth (ground) terminal
- 2 Accessories: cable entries $\varnothing = 3 \dots 9$ mm / 0.12 ... 0.35 in.
- L 217.3 mm / 8.55 in.
- D 12 mm / 0.47 in.

Multifunction Interface

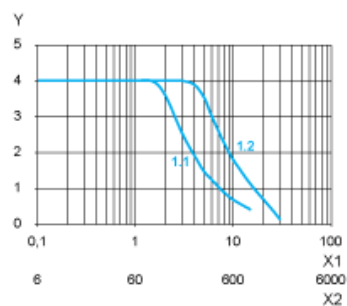
Input Wiring Diagram



(1) Opto-isolated signals

The reference pulses are supplied via two of the signal inputs, either as pulse/ direction signals or as A/B signals. The other signal inputs have the functions "power amplifier enable/pulse blocking" and "step size switching/PWM motor current control".

Torque Characteristics



- X1 Frequency in kHz
X2 Speed of rotation in rpm
Y Torque in Nm
1.1 Max. torque at 24 V
1.2 Max. torque at 36 V