





Key Switches (Sub-Assembled)




Part Numbers: Operators

Style	Positions	Operation	Part Number
Round 	2	Maintained Spring from right	LA1K-2③ LA1K-21B
	3	Maintained Spring from right Spring from left Spring from both	LA1K-3③ LA1K-31③ LA1K-32③ LA1K-33D
Square 	2	Maintained Spring from right	LA2K-2③ LA2K-21B
	3	Maintained Spring from right Spring from left Spring from both	LA2K-3③ LA2K-31③ LA2K-32③ LA2K-33D
Rectangular 	2	Maintained Spring from right	LA3K-2③ LA3K-21B
	3	Maintained Spring from right Spring from left Spring from both	LA3K-3③ LA3K-31③ LA3K-32③ LA3K-33D
Oversize Round 	2	Maintained Spring from right	HA1K-2③ HA1K-21B
	3	Maintained Spring from right Spring from left Spring from both	HA1K-3③ HA1K-31③ HA1K-32③ HA1K-33D



1. In place of ③ specify key removable code from table on right.
2. Operator includes two keys.

Part Numbers: Contacts

Appearance	Contacts	Terminal Style	
		Solder Tab	PCB
	Gold	SPDT DPDT	HA-C1 HA-C2 HA-C1V HA-C2V
	Silver	SPDT DPDT	HA-C5 HA-C6 HA-C5V HA-C6V



1. All assembled selectors listed on previous page use DPDT contacts.
2. SPDT contacts are for use on 2 position key switches only.

Part Number: Safety Lever Lock

Appearance	Part Number
	HA9Z-LS

③ Key Retention Option Codes

Code	Description
A	Key not retained in any position (removable in all positions)
B	Key retained in right position only
C	Key retained in left position only
D	Key retained in left and right (3 position only)
E	Key retained in center only (3 position only)
G	Key retained right and center (3 position only)
H	Key retained left and center (3 position only)



Key cannot be removed from a spring-return position.