

Product datasheet

Specifications



Multi 9 - C60BP - MCB - 2P - 45 A - D Curve - 240 V - 10 kA - UL 489

M9F43245

⚠ Discontinued on: 23 Jan 2021

⚠ To be discontinued

Main

Range	Multi9
Product name	Multi9 C60
product or component type	Miniature circuit-breaker
Device short name	C60BP
Device application	Distribution
poles description	2P
Number of protected poles	2
[In] rated current	45 A at 25 °C conforming to EN/IEC 60947-2
Network type	AC
Trip unit technology	Thermal-magnetic
Curve code	D
Breaking capacity	6 kA Icu at 440 V AC conforming to EN/IEC 60947-2 10 kA Icu at 415 V AC conforming to EN/IEC 60947-2 20 kA Icu at 240 V AC conforming to EN/IEC 60947-2 6 kA Icu at 440 V AC conforming to GB 14048.2 10 kA Icu at 415 V AC conforming to GB 14048.2 20 kA Icu at 240 V AC conforming to GB 14048.2 10 kA AIR at 240 V AC conforming to UL 489 10 kA AIR at 240 V AC conforming to CSA C22.2 No 5
Suitability for isolation	Yes conforming to EN/IEC 60947-2
Standards	EN/IEC 60947-2 GB 14048.2 UL 489 CSA C22.2 No 5
Product certifications	IEC CCC CSA UL

Complementary

[Ue] rated operational voltage	240 V AC 50/60 Hz 415 V AC 50/60 Hz 440 V AC 50/60 Hz
Magnetic tripping limit	12 x In +/- 20 % AC
[Ics] rated service breaking capacity	4.5 kA 75 % conforming to EN/IEC 60947-2 - 440 V AC 7.5 kA 75 % conforming to EN/IEC 60947-2 - 415 V AC 15 kA 75 % conforming to EN/IEC 60947-2 - 240 V AC 4.5 kA 75 % conforming to GB 14048.2 - 440 V AC 7.5 kA 75 % conforming to GB 14048.2 - 415 V AC 15 kA 75 % conforming to GB 14048.2 - 240 V AC

Disclaimer: This documentation is not intended as a substitute for and is not to be used for determining suitability or reliability of these products for specific user applications

[Ui] rated insulation voltage	500 V AC conforming to EN/IEC 60947-2
[Uimp] rated impulse withstand voltage	6 kV conforming to EN/IEC 60947-2
Contact position indicator	Yes
Control type	Toggle
local signalling	ON/OFF indication
mounting mode	Clip-on
mounting support	DIN rail
9 mm pitches	4
Height	103 mm
Width	36 mm
Depth	72 mm
Colour	Grey
Mechanical durability	20000 cycles
Electrical durability	10000 cycles
Provision for padlocking	Padlockable
Connections - terminals	Tunnel type terminal (top or bottom)1...35 mm² (AWG 18...AWG 2) - rigid Tunnel type terminal (top or bottom)1...25 mm² (AWG 18...AWG 3) - flexible with ferrule Tunnel type terminal (top or bottom)1...25 mm² (AWG 18...AWG 3) - flexible
Wire stripping length	14 mm for top or bottom connection
Tightening torque	3.5 N.m top or bottom
Earth-leakage protection	Without

Environment

IP degree of protection	IP20 conforming to IEC 60529 IP40 (modular enclosure) conforming to IEC 60529
Pollution degree	3 conforming to EN/IEC 60947-2
Tropicalisation	2 conforming to IEC 60068-1
Relative humidity	95 % at 55 °C
Operating altitude	0...2000 m
Ambient air temperature for operation	-30...70 °C
Ambient air temperature for storage	-40...80 °C

Packing Units

Unit Type of Package 1	PCE
Number of Units in Package 1	1
Package 1 Height	3.6 cm
Package 1 Width	7.5 cm
Package 1 Length	10.3 cm
Package 1 Weight	261 g

Sustainability




Green Premium™ label is Schneider Electric's commitment to delivering products with best-in-class environmental performance. Green Premium promises compliance with the latest regulations, transparency on environmental impacts, as well as circular and low-CO₂ products.

Guide to assessing product sustainability is a white paper that clarifies global eco-label standards and how to interpret environmental declarations.

[Learn more about Green Premium >](#)

[Guide to assess a product's sustainability >](#)

Well-being performance

 Mercury Free	
 Rohs Exemption Information	Yes
 Halogen Free Product	
Reach Regulation	REACH Declaration
Eu Rohs Directive	Compliant with Exemptions
China Rohs Regulation	China RoHS declaration Product out of China RoHS scope. Substance declaration for your information
Weee	The product must be disposed on European Union markets following specific waste collection and never end up in rubbish bins