

Heavy Duty Power Relay

MGN

30 Amp Heavy Duty Relay

- Class F coil insulation system for 155°C (311°F)
- Coil molded in DuPont Rynite® for environmental protection
- Rugged construction rivets terminals to base
- cUL_{US} Listed
- Short Circuit Current Rating (SCCR) of 5kA, 600VAC



Ordering Information

To Order: Select part number and add the desired coil voltage rating (e.g. MGN1C-AC24)

Base size	Contact Form	Model
Short	SPDT	MGN1C
	SPST-NO	MGN1A
	SPST-NO-DM	MGN1X
	SPST-NO	MGN1AM (see note)
	SPST-NC	MGN1B
	DPST-NO	MGN2A
Long	DPDT	MGN2C
	DPDT	MGN2CM (see note)
MG series dust cover		MGCOV

Note: Magnetic blow-out version

Specifications

Contact Data

Materials	All versions 5/16" diameter Ag-Alloy
Contact UL ratings	30 amp or 1-1/2 hp @ 120 or 240 VAC, 2 hp @ 240 VAC, 3,600w @ 120 or 240 VAC (ballast), 30 amp @ 240 VAC, 100,000 cycle (resistive), 20 amp @ 600 VAC, 30 amp @ 28 VDC
UL file number	E41643

Note: Magnetic Blow-out versions also have a 20 amp @ 125 VDC (resistive) load rating.

■ Coil Data

AC

Nominal voltage	Resistance in Ohms $\pm 10\%$	Nominal coil power	Coil voltages	Coil treatment	Insulation resistance	Pick up voltage at 25°C (77°F)
6 VAC	0.85	9.5 VA	Up to 600 volts/60 Hz	Molded Rynite® Std. Class F	100 megohms min.	85% or less of nominal
12 VAC	2.85					
24 VAC	11.5					
120 VAC	295					
240 VAC	1,170					
480 VAC	4,860					

DC

Nominal voltage	Resistance in Ohms $\pm 10\%$	Nominal coil power	Coil voltages	Coil treatment	Insulation resistance	Pick up voltage at 25°C (77°F)
6 VDC	18	2W	Up to 125 volts	Molded Rynite® Std. Class F	100 megohms min.	75% or less of nominal
12 VDC	72					
24 VDC	290					
48 VDC	1,150					
110 VDC	6,050					

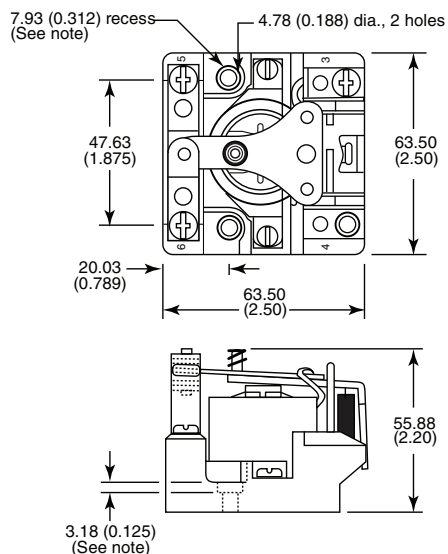
■ Characteristics

Operate time		Approximately 30 ms
Release time		Approximately 30 ms
Operating ambient temperature		AC: -45° to 80°C (-49° to 176°F) @ 30 amps
		DC: -45° to 115°C (-49° to 239°F) @ 30 amps
Coil temperature rise		25°C ambient-continuous duty
		AC: 70°C (158°F) approx. @ 60 Hz (use at 50 Hz will cause slight increase in coil rise)
		DC: 35°C (95°F) approx.
Life expectancy	Electrical at rated load	100,000 operations (minimum)
	Mechanical	1,000,000 operations
Dielectric strength		2,200 VRMS, 60 Hz between contacts
		2,200 VRMS, 60 Hz between other elements
Terminals		Screw type
Weight		Short base version: approx 227 g (8 oz)
		Long base version: approx 283 g (10 oz)

Dimensions

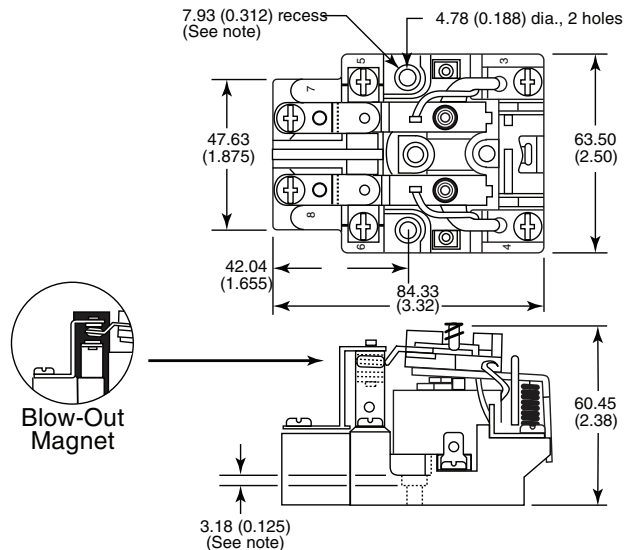
Unit: mm (inch)

■ MGN (Short Base)



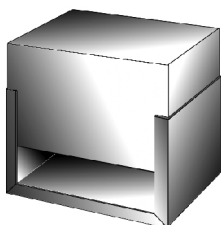
Note: Recess for screw mounting on units with 300-600 VAC coils

■ MGN (Long Base)



Note: Recess for screw mounting on units with 300-600 VAC coils

■ MG Series Dust Cover (Optional)



Sealed knock-out holes for standard conduit fittings. Relay mounts on pre-drilled base. Constructed of Aluminum. Snap-action cover release.

127W x 76.2H x 101.6D mm (5W x 3H x 4D in)

All sales are subject to Omron Electronic Components LLC standard terms and conditions of sale, which can be found at http://www.components.omron.com/components/web/webfiles.nsf/sales_terms.html

ALL DIMENSIONS SHOWN ARE IN MILLIMETERS.

To convert millimeters into inches, multiply by 0.03937. To convert grams into ounces, multiply by 0.03527.

OMRON[®]

**OMRON ELECTRONIC
COMPONENTS LLC**

55 E. Commerce Drive, Suite B
Schaumburg, IL 60173

847-882-2288

OMRON ON-LINE

Global - <http://www.omron.com>

USA - <http://www.components.omron.com>

Cat. No. X301-E-1b

09/11

Specifications subject to change without notice

Printed in USA

Mouser Electronics

Authorized Distributor

Click to View Pricing, Inventory, Delivery & Lifecycle Information:

Omron:

[MGN1A-AC24](#) [MGN1X-AC12](#) [MGN1C-DC24](#) [MGN2C-DC24](#) [MGN1C-AC120](#) [MGN2C-AC24](#) [MGN1C-AC24](#)
[MGN1X-DC12](#) [MGN1X-DC24](#) [MGN2C-AC120](#) [MGN2A-AC120](#) [MGN1X-AC120](#) [MGN1C-DC12](#) [MGN2C-DC12](#)
[MGN2A-AC24](#) [MGN1X-AC24](#) [MGN2A-DC12](#) [MGN2A-DC24](#) [MGN1A-AC120](#) [MGN2CM-AC120](#) [MGN1C-AC240](#)
[MGN1A-AC240](#) [MGN2A-AC240](#) [MGN2C-AC240](#) [MGN2CM-AC240](#) [MGN1C-AC480](#) [MGN1X-AC480](#) [MGN1B-AC480](#)
[MGN2C-AC480](#) [MGN1A-DC12](#) [MGN2CM-DC12](#) [MGN1A-DC24](#) [MGN2CM-DC24](#) [MGN1C-DC48](#) [MGN1A-DC48](#)
[MGN2A-DC48](#) [MGN2C-DC48](#) [MGN2CM-DC48](#) [MGN2A-DC110](#) [MGN2C-DC110](#) [MGN2CM-DC110](#)