

Accessories

Optional handles

Extended shafts

Auxiliary contacts

UL-types UL98B



OTDC100U02

OTDC100US02

OTDC100U11

OTDC100US11

OTDC100U22

OTDC100US22

OTDC200U02

OTDC200US02

OTDC200U11

OTDC200US11

OTDC180U22

OTDC180US22

U_e [V DC]

1000

1000

1000

1000

1000

1000

Rated current [A]

100 200

100 200

100 200

100 200

100 180

100 180

UL-types UL98B



OTDC250U02

OTDC250U11

OTDC250U22

OTDC250US02

OTDC250US11

OTDC250US22

OTDC320U02

OTDC320U11

OTDC320U22

OTDC320US02

OTDC320US11

OTDC320US22

OTDC400U02

OTDC400U11

OTDC400U22

OTDC400US02

OTDC400US11

OTDC400US22

U_e [V DC]

1000

1000

1000

1000

1000

1000

Rated current [A]

250 320 400

250 320 400

250 320 400

250 320 400

250 320 400

250 320 400

Ordering information

Front operated switch-disconnectors

OTDC250...400US11



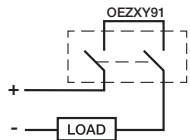
OTDC250...400U11



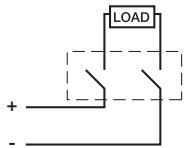
OTDC250...400US22



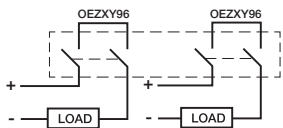
OTDC250US...400US_



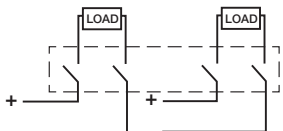
OTDC250U...400U_



OTDC250US...400US22



OTDC250U...400U22



Disconnect switches OTDC_, UL types, base mounting

Up to 1000 VDC

The type and ordering numbers are for one piece, including terminal bolt kit. Shafts and handles are not included. OTDC250...400US types are equipped with a short circuit link.

Number of poles	Rated current [A] UL98B / 1000 V	Type	Order number	Delivery batch [pcs]	Weight/ unit [kg]
Mechanism at the end of the switch					
2	250	OTDC250US02	1SCA132335R1001	1	4.4
2	320	OTDC320US02	1SCA132345R1001	1	4.4
2	400	OTDC400US02	1SCA132354R1001	1	4.4
Mechanism between the poles, includes the short circuit link					
2	250	OTDC250US11	1SCA131012R1001	1	4.4
2	320	OTDC320US11	1SCA131013R1001	1	4.4
2	400	OTDC400US11	1SCA131014R1001	1	4.4
Mechanism between the poles					
2	250	OTDC250U11	1SCA130985R1001	1	3.8
2	320	OTDC320U11	1SCA130986R1001	1	3.8
2	400	OTDC400U11	1SCA130990R1001	1	3.8

Double circuit use, 1000 VDC

Mechanism between the poles					
2 x 2	250	OTDC250U22	1SCA131003R1001	1	6.6
2 x 2	320	OTDC320U22	1SCA131006R1001	1	6.6
2 x 2	400	OTDC400U22	1SCA131010R1001	1	6.6
Mechanism between the poles					
2 x 2	250	OTDC250US22	1SCA131030R1001	1	7.4
2 x 2	320	OTDC320US22	1SCA131032R1001	1	7.4
2 x 2	400	OTDC400US22	1SCA132300R1001	1	7.9

Shafts and handles

Switches with direct mount handle (K) available. To order shafts and handles separately, see pages 21-24.

Switches	Included shaft	Included handle	Included terminal bolts
OTDC250...320_	-	-	M10X30
OTDC250...320_K	-	OTDV400EK	M10X30
OTDC400_	-	-	M12X40
OTDC400_K	-	OTDV400EK	M12X40