

Product data sheet

Specifications



temperature control relay RTC - 48x48 mm - 24V AC/DC - 1 SSR, 1 relay, alarm

RTC48PUN1SRLU

Discontinued on: Mar 15, 2022

Discontinued

Product availability: Non-Stock - Not normally stocked in distribution facility

Main

Range of Product	Zelio Control
Product or Component Type	Modular measurement and control relays
Relay Type	Temperature control relays
Product Specific Application	HVAC Packaging Heating or cooling Industrial machines
Relay name	RTC

Complementary

Outer dimension	48 x 48 mm 1/16 DIN
Analogue input type	Thermocouple thermocouple J, K, R, B, S, T, E, N, PLII, C(W/Re5-26)) Temperature probePt 100, JPt 100) Voltage 0...1 V DC Voltage 0...5 V DC Voltage 1...5 V DC Voltage 0...10 V DC Current 0...20 mA Current 4...20 mA
[Us] rated supply voltage	24 V AC/DC
[Us] rated supply voltage	24 V AC/DC
Supply voltage limits	20...28 V
Measurement accuracy	0.2 % full scale
Sampling duration	250 ms
Number of outputs	1 relay NO output 2 1 solid state output 1
Output type	Relay 250 V AC / 3 A on resistive load Relay 250 V AC / 1 A on inductive load Solid state 12 V DC / 40 mA
Alarm output	1 C/O
Power consumption in VA	8 VA 250 V AC
Function Available	PID Auto tuning
marking	CE
Operating position	Any position
Display Type	11 segments LCD

Price is "List Price" and may be subject to a trade discount – check with your local distributor or retailer for actual price.

Disclaimer: This documentation is not intended as a substitute for and is not to be used for determining suitability or reliability of these products for specific user applications

Display digits	5
Signalling function	Process value green, orange and red Output status (OUT1, OUT2) Orange Alarm status (EV1, EV2) Orange Transmission/reception activity (TX/TR) Orange Setpoint value Green
Mounting Support	Panel
Net Weight	4.2 oz (120 g)

Environment

Standards	EN 61010-1 CSA C22.2 No 24-93 EN 61326-1
Product Certifications	cURus (873)
Ambient Air Temperature for Storage	-13.0000000000...176.0000000000 °F (-25...80 °C)
Ambient Air Temperature for Operation	32...122 °F (0...50 °C)
Relative Humidity	35...85 % without condensation
Vibration resistance	1 gn 10...55 Hz)IEC 60068-2-6
Shock resistance	10 gn IEC 60068-2-27
IP degree of protection	IP66 IEC 60529 front face) IP20 rear)
NEMA degree of protection	NEMA 4X front face

Ordering and shipping details

Category	US10CP222380
Discount Schedule	0CP2
GTIN	00785901776116
Returnability	No
Country of origin	JP

Packing Units

Unit Type of Package 1	PCE
Number of Units in Package 1	1
Package 1 Height	2.4 in (6.1 cm)
Package 1 Width	2.5 in (6.4 cm)
Package 1 Length	3.4 in (8.7 cm)
Package 1 Weight	4.8 oz (135 g)

Sustainability

Green Premium™ label is Schneider Electric's commitment to delivering products with best-in-class environmental performance. Green Premium promises compliance with the latest regulations, transparency on environmental impacts, as well as circular and low-CO₂ products.

Guide to assessing product sustainability is a white paper that clarifies global eco-label standards and how to interpret environmental declarations.

[Learn more about Green Premium >](#)

[Guide to assess a product's sustainability >](#)

Well-being performance



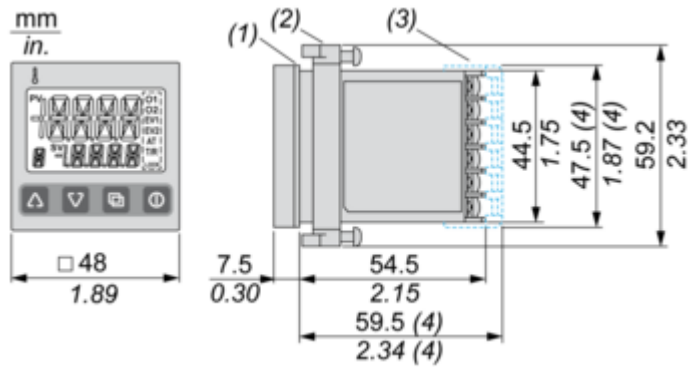
Mercury Free

Eu Rohs Directive	Not applicable, out of EU RoHS legal scope
China Rohs Regulation	China RoHS declaration
Weee	The product must be disposed on European Union markets following specific waste collection and never end up in rubbish bins.
California Proposition 65	WARNING: This product can expose you to chemicals including: Lead and lead compounds, which is known to the State of California to cause cancer and birth defects or other reproductive harm. For more information go to www.P65Warnings.ca.gov

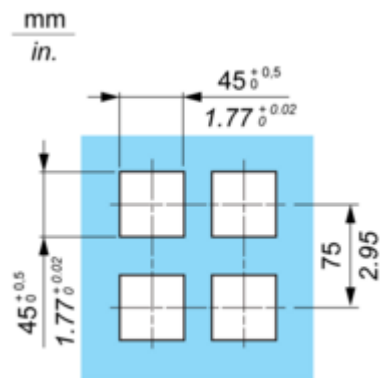
Dimensions Drawings

48 x 48 Size – 1/16 DIN Standard

Panel Mounting : Mounting Frame Supplied



- (1) Gasket
(2) Mounting frame
(3) Terminal cover, to be ordered separately.
(4) When Terminal cover (sold separately) is used
Panel cut-out

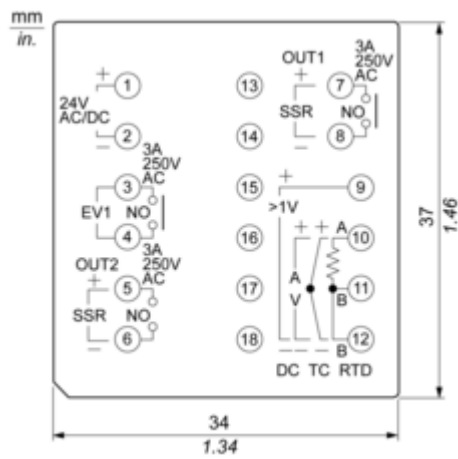


Side stick mounting: n units (water-proof property lost in this case)



Connections and Schema

Wiring Diagram



- EV : Alarm output
- OUT : Control output
- DC : DC current or DC voltage input
- TC : Thermocouple input
- RTD : Resistance temperature detector input
- SSR : Solid State relay