

# Product data sheet

Specifications



interface plug in relay, Harmony Electromechanical Relays, 5A, 2CO, lockable test but to n, 220V AC

RXG21M7

⚠ Discontinued

⚠ Discontinued on: Oct 9, 2023

Product availability: Non-Stock - Not normally stocked in distribution facility

## Main

Range Of Product	Harmony Electromechanical Relays
Series Name	Interface relay
Product Or Component Type	Plug-in relay
Device Short Name	RXG
Contacts Type And Composition	2 C/O
[Ithe] Conventional Enclosed Thermal Current	5 A -40...131 °F (-40...55 °C)
Local Signalling	Flag

## Complementary

Status Led	Without
[Ie] Rated Operational Current	5 A 30 V DC) UL 5 A 30 V DC) IEC 5 A 250 V AC) IEC 5 A 250 V AC) UL
Electrical Durability	100000 cycles NO resistive at 55 °C 100000 cycles NC resistive at 55 °C
Coil Resistance	21000 Ohm +/- 15 %
Shock Resistance	20 gn in operation 100 gn not in operation
Mounting Position	Any position
Average Consumption In Va	0.82 VA 60 Hz
Control Circuit Voltage Limits	0.8...1.1 Uc AC
[Uc] Control Circuit Voltage	220 V AC 50/60 Hz
Colour Of Cover	Standard
Drop-Out Voltage Threshold	>= 0.3 Uc AC
Load Current	5 A 250 V AC
Minimum Switching Capacity	50 mW at 10 mA, 5 V DC
Maximum Switching Capacity	1250 VA
Control Type	Lockable test button
Torque Value	7.08 lbf.in (0.8 N.m)
Contact Resistance	100 mOhm

Price is "List Price" and may be subject to a trade discount – check with your local distributor or retailer for actual price.

Disclaimer: This documentation is not intended as a substitute for and is not to be used for determining suitability or reliability of these products for specific user applications

Insulation Resistance	1000 MOhm at 500 V DC
Electrical Insulation Class	Class F
Mechanical Durability	10000000 cycles
Safety Reliability Data	B10d = 100000
Operating Time	20 ms
Reset Time	20 ms
Overvoltage Category	III
Maximum Switching Voltage	250 V AC 30 V DC
Protection Category	RT I
Operating Rate	<= 1800 cycles/hour under load <= 18000 cycles/hour no-load
Pollution Degree	2
Utilisation Coefficient	20 %
[Ui] Rated Insulation Voltage	250 V IEC 300 V CSA 300 V UL
Dielectric Strength	1000 V AC between contacts with micro disconnection 5000 V AC between coil and contact with reinforced insulation 3000 V AC between poles with basic insulation
Test Levels	Level A group mounting
Device Presentation	Complete product
Contacts Material	Silver alloy (AgSnO2In2O3)
Net Weight	0.04 lb(US) (0.02 kg)

## Environment

Standards	UL 508 IEC 61810-1 CSA C22.2 No 14
Product Certifications	CSA UL EAC CE DNV-GL
Ambient Air Temperature For Storage	-40...185 °F (-40...85 °C)
Ambient Air Temperature For Operation	-40...158 °F (-40...70 °C)
Ip Degree Of Protection	IP40
Relative Humidity	10...85 %
Vibration Resistance	3 gn +/- 0.75 mm 10...150 Hz)in operation 5 gn +/- 0.75 mm 10...150 Hz)not in operation

## Ordering and shipping details

Category	US10CP221127
Discount Schedule	0CP2
Gtin	3606480689024
Returnability	No
Country Of Origin	CN

# Packing Units

Unit Type Of Package 1	PCE
Number Of Units In Package 1	1
Package 1 Height	1.36 in (3.45 cm)
Package 1 Width	3.64 in (9.25 cm)
Package 1 Length	3.4 in (8.6 cm)
Package 1 Weight	7.72 oz (219 g)
Unit Type Of Package 2	BB1
Number Of Units In Package 2	10
Package 2 Height	1.38 in (3.5 cm)
Package 2 Width	3.23 in (8.2 cm)
Package 2 Length	3.58 in (9.1 cm)
Package 2 Weight	7.65 oz (217 g)
Unit Type Of Package 3	S01
Number Of Units In Package 3	200
Package 3 Height	5.9 in (15 cm)
Package 3 Width	5.9 in (15 cm)
Package 3 Length	15.7 in (40 cm)
Package 3 Weight	10.21 lb(US) (4.63 kg)

Sustainability



**Green Premium™** label is Schneider Electric’s commitment to delivering products with best-in-class environmental performance. Green Premium promises compliance with the latest regulations, transparency on environmental impacts, as well as circular and low-CO<sub>2</sub> products.

**Guide to assessing product sustainability** is a white paper that clarifies global eco-label standards and how to interpret environmental declarations.

[Learn more about Green Premium >](#)

[Guide to assess a product’s sustainability >](#)



Transparency   RoHS/REACH

Well-being performance

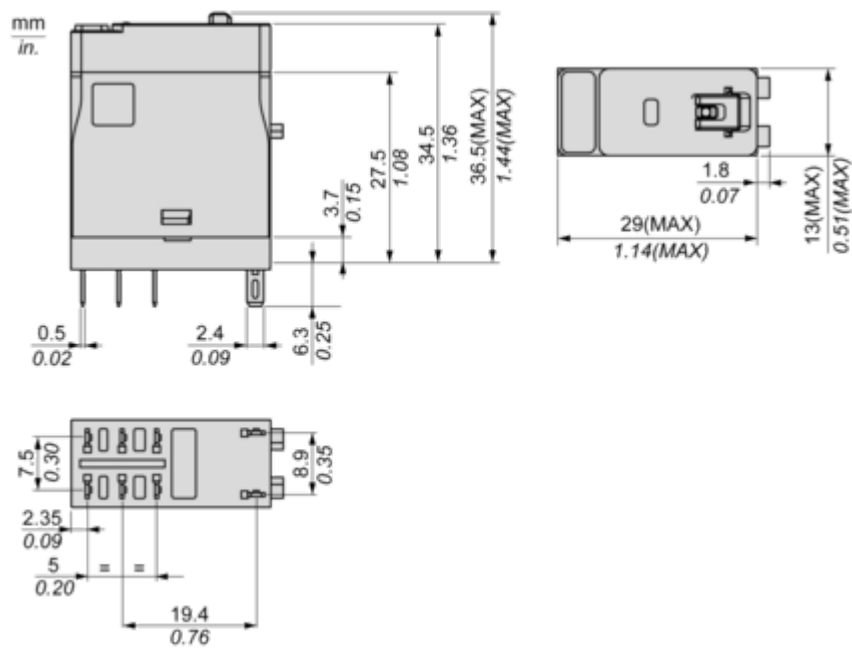
✓	Reach Free Of Svhc	
✓	Toxic Heavy Metal Free	
✓	Mercury Free	
✓	Rohs Exemption Information	Yes

Certifications & Standards

Reach Regulation	<a href="#">REACH Declaration</a>
Eu Rohs Directive	Pro-active compliance (Product out of EU RoHS legal scope) <a href="#">EU RoHS Declaration</a>
China Rohs Regulation	<a href="#">China RoHS declaration</a>
Environmental Disclosure	<a href="#">Product Environmental Profile</a>
Circularity Profile	No need of specific recycling operations
California Proposition 65	WARNING: This product can expose you to chemicals including: Nickel compounds, which is known to the State of California to cause cancer, and Di-isodecyl phthalate (DIDP), which is known to the State of California to cause birth defects or other reproductive harm. For more information go to <a href="http://www.P65Warnings.ca.gov">www.P65Warnings.ca.gov</a>

Dimensions Drawings

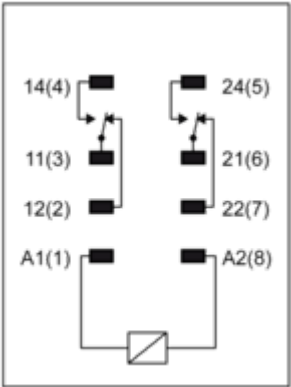
Dimensions



Connections and Schema

Wiring Diagram


---



Performance Curves

Performance Curves

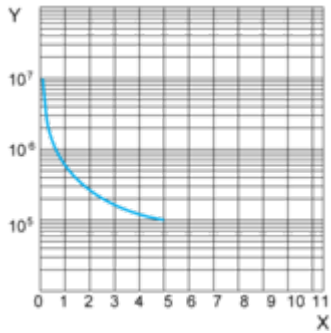
Maximum Switching Capacity



- X : Switching voltage (V)  
Y : Switching current (A)  
(1) AC Resistive Load  
(2) AC Inductive Load  $\cos(\phi)=0.4$   
(3) DC Resistive Load  
(4) DC Inductive Load ( $L/R=7\text{ms}$ )

Life Expectancy

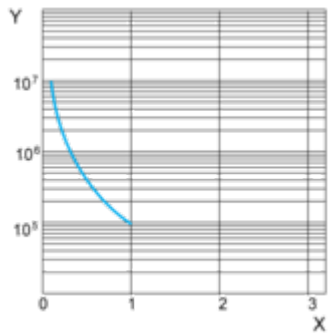
Resistive Load



- X : Contact Current (A)  
Y : Operating Cycle Number

Life Expectancy

Inductive Load

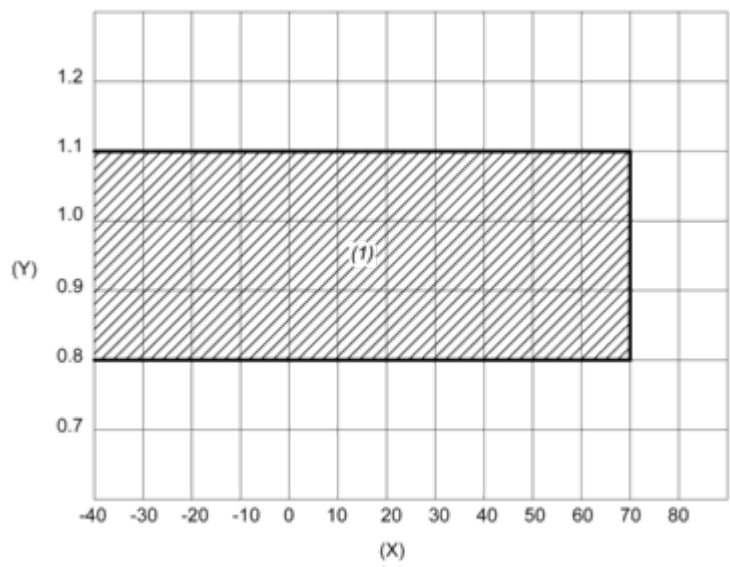


- X : Contact Current (A)  
Y : Operating Cycle Number

**NOTE:** These are typical curves, actual durability depends on load, environment, duty cycle, etc.

Coil Operating Range

AC Coil Operating Range VS Ambient Temperature



X : Ambient temperature (°C)

Y : Coil voltage (U/Uc)

(1) Permitted operating range area