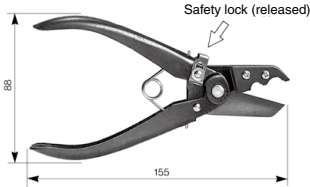


# Related Products: Tube Cutter

## Series TK



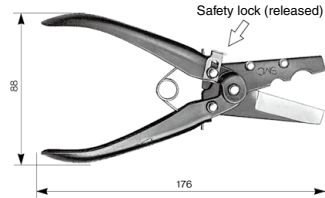
**Tube Cutter: TK-1**  
**Perpendicular cutting**  
**Reduced operating force**  
**Safety lock contained**



Note) Do not use it to cut the metallic materials such as electric wires.

Model	TK-1
Applicable tubing material	Nylon, Soft nylon, Polyurethane, and other soft plastic tubing
Applicable tubing O.D.	13 mm or less
Weight	140 g

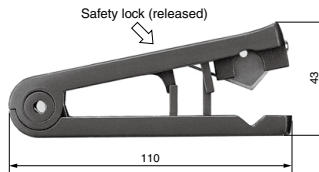
**Tube Cutter: TK-2**  
**Possible to cut a tube up to 18 mm.**



Note) Do not use it to cut the metallic materials such as electric wires.

Model	TK-2
Applicable tubing material	Nylon, Soft nylon, Polyurethane, and other soft plastic tubing
Applicable tubing O.D.	18 mm or less
Weight	140 g

**Tube Cutter: TK-3 (Useful type)**  
**Safety lock contained**



Note) Do not use it to cut the metallic materials such as electric wires.

Model	TK-3
Applicable tubing material	Nylon, Soft nylon, Polyurethane, and other soft plastic tubing
Applicable tubing O.D.	12 mm or less
Weight	32 g

KQ2

KQB2

KS  
KX

KM

KF

M

H/DL  
L/LL

KC

KK

KK130

DM

KDM

KB

KR

KA

KQG2

KG

KFG2

MS

KKA

KP

LQ

MQR

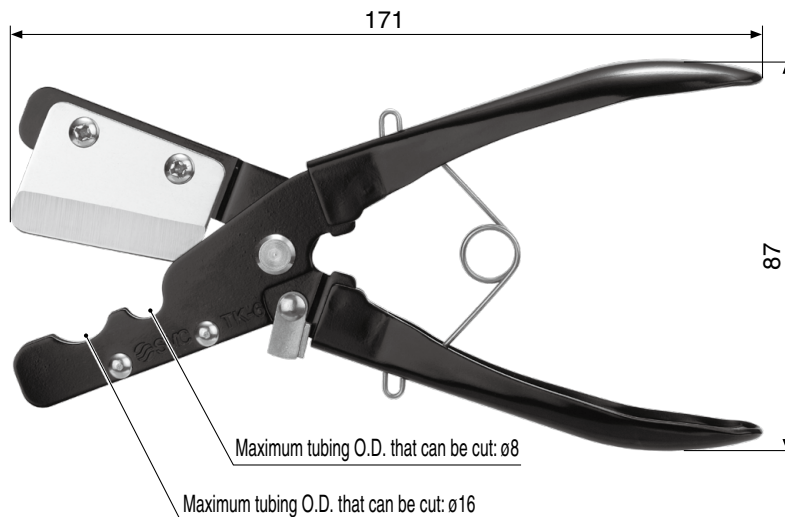
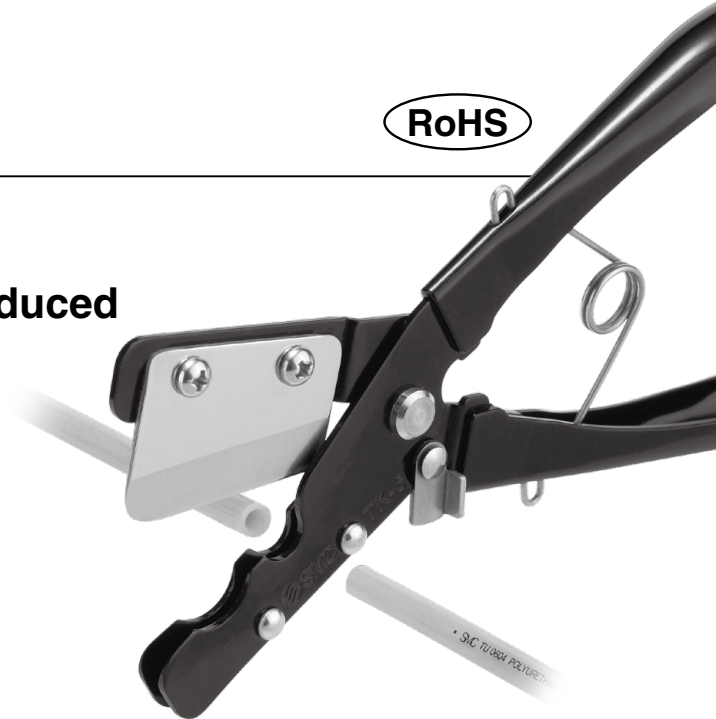
T

# Tube Cutter

RoHS

- Perpendicular cutting  
Air leakage due to cutting failure reduced
- Blade is replaceable
- Safety lock contained

Model	TK-6
Applicable tubing material	Nylon, Soft nylon, Polyurethane, and other soft plastic tubing
Maximum tubing O.D. that can be cut	16 mm or less
Weight	130 g
Replacement blade part no.	TK6KAEHA (5 replacement blades + 2 mounting screws)



## ⚠ Precautions

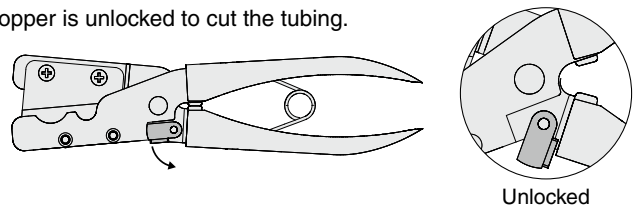
Be sure to read before handling.  
For Safety Instructions and Fittings and Tubing Precautions, refer to "Handling Precautions for SMC Products" on SMC website, <http://www.smcworld.com>

## ⚠ Caution

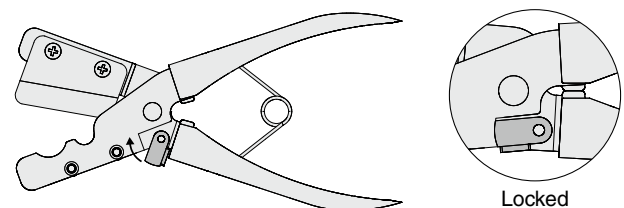
1. This is a resin tube cutter. Do not use this for cutting electric wires, etc.
2. Do not apply lateral load to the blade to prevent damage.  
Do not use it with the blade damaged.
3. Never touch the blade in order to prevent injury.
4. Lock the tube cutter with the stopper to avoid exposure of the blade when not using it.

## How to Use

The stopper is unlocked to cut the tubing.



Ensure that the stopper is locked so that the blade is not exposed after using it to prevent injury.



Replacement blade is available. (Part no.: TK6KAEHA)

# TK-6



13-E609 ©