


Product data sheet

Specifications



braking resistor, Altivar, 60Ohms,
0.16kW, IP20

VW3A7731

Product availability: Non-Stock - Not normally stocked in
distribution facility

Price*: 166.96 USD

Main

Range Compatibility	Altivar Machine ATV320 Altivar Machine ATV340 Easy Altivar 310 Altivar Process ATV900 Easy Altivar 310L
Product or Component Type	Braking resistor
ohmic value	60 Ohm

Complementary

Product compatibility	Variable speed drive ATV930 wall mount 5.5 kW 380...480 V light cycle Variable speed drive ATV930 wall mount 7.5 kW 380...480 V light cycle Variable speed drive ATV930 wall mount 1.5 kW 200...240 V light cycle Variable speed drive ATV930 wall mount 2.2 kW 200...240 V light cycle Variable speed drive ATV950 wall mount 5.5 kW 380...480 V light cycle Variable speed drive ATV950 wall mount 7.5 kW 380...480 V light cycle Variable speed drive ATV930 wall mount 1.5 kW 200...240 V medium cycle Variable speed drive ATV930 wall mount 2.2 kW 200...240 V medium cycle Variable speed drive ATV340 4 kW 380...480 V light cycle Variable speed drive ATV340 5.5 kW 380...480 V light cycle Variable speed drive ATV320 0.55 kW 200...240 V Variable speed drive ATV320 0.75 kW 200...240 V Variable speed drive ATV320 1.1 kW 200...240 V Variable speed drive ATV320 1.5 kW 200...240 V Variable speed drive ATV320 4 kW 380...480 V Variable speed drive ATV320 5.5 kW 380...480 V Variable speed drive ATV310 5.5 kW Variable speed drive ATV310 7.5 kW Variable speed drive ATV930 7.5 kW 500...690 V light cycle Variable speed drive ATV930 11 kW 500...690 V light cycle Variable speed drive ATV930 10 hp 600 V light cycle Variable speed drive ATV930 15 hp 600 V light cycle Variable speed drive ATV320 5.5 kW 525...600 V Variable speed drive ATV310L 0.75 kW Variable speed drive ATV310L 1.5 kW Variable speed drive ATV310L 2.2 kW Variable speed drive ATV310L 3.0 kW Variable speed drive ATV310L 4.0 kW Variable speed drive ATV310L 5.5 kW
Duty cycle	Light cycle (heavy duty) <0.8 s braking with 150 % braking torque for a 40 s cycle Light cycle (normal duty) <0.8 s braking with 120 % braking torque for a 40 s cycle Medium cycle (normal duty) <4 s braking with 135 % braking torque for a 40 s cycle Medium cycle (heavy duty) <4 s braking with 165 % braking torque for a 40 s cycle
Average power available	0.16 kW 122.0000000000 °F (50 °C)
Electrical connection	terminal <= 10 mm² / AWG 8 drive
Protection type	Thermal protection via drive
Width	4.1 in (105 mm)
Height	13.6 in (345 mm)
Depth	3.9 in (100 mm)

Price is "List Price" and may be subject to a trade discount – check with your local distributor or retailer for actual price.

Disclaimer: This documentation is not intended as a substitute for and is not to be used for determining suitability or reliability of these products for specific user applications

Net Weight	4.0 lb(US) (1.8 kg)
------------	---------------------

Environment

IP Degree of Protection	IP20
Ambient Air Temperature for Storage	-13.0000000000...158.0000000000 °F (-25...70 °C)
Ambient Air Temperature for Operation	32.0000000000...122.0000000000 °F (0...50 °C)

Ordering and shipping details

Category	US1CP4E22209
Discount Schedule	CP4E
GTIN	3606480802256
Returnability	Yes
Country of origin	US

Packing Units

Unit Type of Package 1	PCE
Number of Units in Package 1	1
Package 1 Height	4.724 in (12.000 cm)
Package 1 Width	6.693 in (17.000 cm)
Package 1 Length	14.173 in (36.000 cm)
Package 1 Weight	4.427 lb(US) (2.008 kg)
Unit Type of Package 2	P06
Number of Units in Package 2	30
Package 2 Height	29.528 in (75.000 cm)
Package 2 Width	23.622 in (60.000 cm)
Package 2 Length	31.496 in (80.000 cm)
Package 2 Weight	154.324 lb(US) (70.000 kg)

Sustainability





Green Premium™ label is Schneider Electric's commitment to delivering products with best-in-class environmental performance. Green Premium promises compliance with the latest regulations, transparency on environmental impacts, as well as circular and low-CO₂ products.

Guide to assessing product sustainability is a white paper that clarifies global eco-label standards and how to interpret environmental declarations.

[Learn more about Green Premium >](#)

[Guide to assess a product's sustainability >](#)

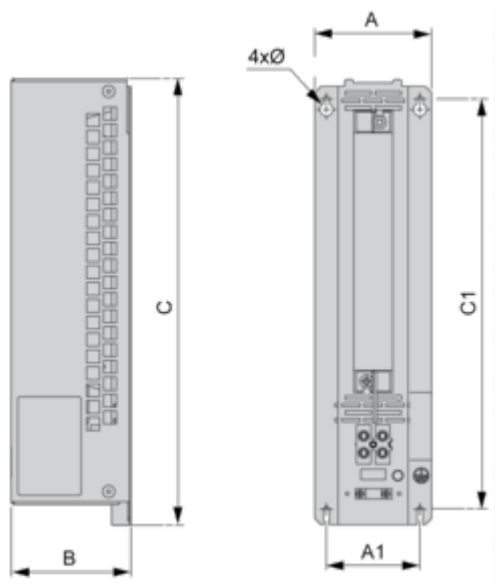
Well-being performance

 Reach Free Of Svhc	
 Toxic Heavy Metal Free	
 Mercury Free	
 Rohs Exemption Information	Yes
Reach Regulation	REACH Declaration
Eu Rohs Directive	Pro-active compliance (Product out of EU RoHS legal scope) EU RoHS Declaration
China Rohs Regulation	China RoHS declaration
California Proposition 65	WARNING: This product can expose you to chemicals including: Lead and lead compounds, which is known to the State of California to cause cancer and birth defects or other reproductive harm. For more information go to www.P65Warnings.ca.gov

Dimensions Drawings

Dimensions

Right Side and Front View



Dimensions in mm

A	B	C	A1	C1	Ø
105	100	345	72	316	4.5

Dimensions in in.

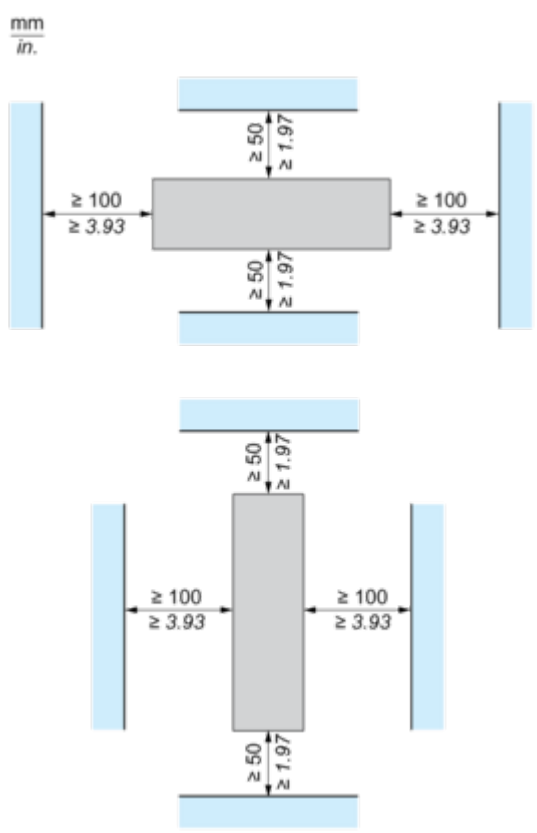
A	B	C	A1	C1	Ø
4.13	3.94	13.58	2.83	12.44	0.18

Mounting and Clearance

Mounting and Clearance



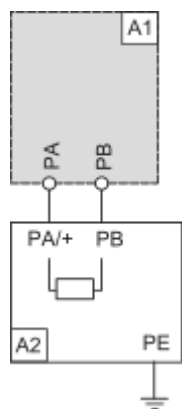
(1) Braking resistor



Connections and Schema

Recommended Schema

1 Braking Resistor

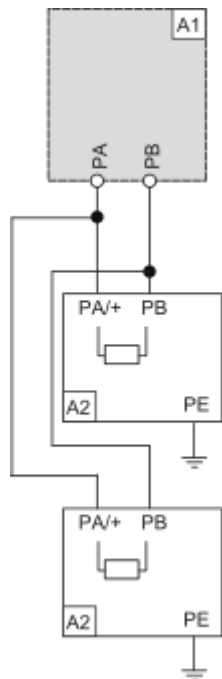


A1 : Drive or external braking unit

A2 : Braking resistor

PA, PB : Bus DC

2 Braking Resistors



A1 : Drive or external braking unit

A2 : Braking resistor

PA, PB : Bus DC