

# Product data sheet

Specifications



Empty pendant control station,  
Harmony XAC, plastic, yellow, 12  
cut outs,for cable 10...22mm

XACB12

Product availability: Non-Stock - Not normally stocked in  
distribution facility

Price\*: 684.00 USD

## Main

Range Of Product	Harmony XAC
Product Or Component Type	Pendant control station
Device Short Name	XACB

## Complementary

Control Station Type	Double insulated
Enclosure Material	Glass reinforced polyester
Electrical Circuit Type	Power circuit Control circuit
Enclosure Type	Empty enclosure
Number Of Cut-Out	12 cut-outs in 2 rows
Control Station Colour	Yellow
Cable Entry	Rubber sleeve with stepped entry 0.39...0.87 in (10...22 mm)
Guard Rail	Without
Vertical Operator Cut-Out Centre	1.57 in (40 mm)
Standards	CSA C22.2 No 14 IEC 60947-5-1
Product Certifications	CSA type 4
Protective Treatment	TH
Ambient Air Temperature For Operation	-13...158 °F (-25...70 °C)
Ambient Air Temperature For Storage	-40...158 °F (-40...70 °C)
Vibration Resistance	15 gn 10...500 Hz)IEC 60068-2-6
Shock Resistance	100 gn IEC 60068-2-27
Overvoltage Category	Class II IEC 61140
Ip Degree Of Protection	IP65 conforming to IEC 60529
Ik Degree Of Protection	IK08 conforming to IEC 62262
Mechanical Durability	1000000 cycles
Net Weight	3.22 lb(US) (1.46 kg)

## Ordering and shipping details

Category	US10CS222473
----------	--------------

Price is "List Price" and may be subject to a trade discount – check with your local distributor or retailer for actual price.

Disclaimer: This documentation is not intended as a substitute for and is not to be used for determining suitability or reliability of these products for specific user applications

Discount Schedule	0CS2
Gtin	3389110640564
Returnability	No
Country Of Origin	FR

## Packing Units

Unit Type Of Package 1	PCE
Number Of Units In Package 1	1
Package 1 Height	4.25 in (10.800 cm)
Package 1 Width	6.38 in (16.200 cm)
Package 1 Length	25.98 in (66.000 cm)
Package 1 Weight	3.38 lb(US) (1.532 kg)
Unit Type Of Package 2	P06
Number Of Units In Package 2	15
Package 2 Height	29.53 in (75.000 cm)
Package 2 Width	23.62 in (60.000 cm)
Package 2 Length	31.50 in (80.000 cm)
Package 2 Weight	81.24 lb(US) (36.850 kg)

## Contractual warranty

Warranty	18 months
----------	-----------

## Sustainability

**Green Premium™ label** is Schneider Electric's commitment to delivering products with best-in-class environmental performance. Green Premium promises compliance with the latest regulations, transparency on environmental impacts, as well as circular and low-CO<sub>2</sub> products.

**Guide to assessing product sustainability** is a white paper that clarifies global eco-label standards and how to interpret environmental declarations.

[Learn more about Green Premium >](#)

[Guide to assess a product's sustainability >](#)

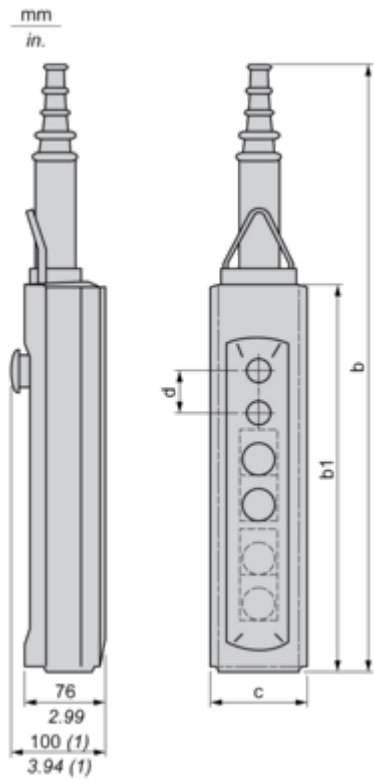
## Well-being performance

✓	Reach Free Of Svhc	
✓	Toxic Heavy Metal Free	
✓	Mercury Free	
✓	Rohs Exemption Information	Yes
Reach Regulation		<a href="#">REACH Declaration</a>
Eu Rohs Directive		Pro-active compliance (Product out of EU RoHS legal scope) <a href="#">EU RoHS Declaration</a>
China Rohs Regulation		<a href="#">China RoHS declaration</a>
Weee		The product must be disposed on European Union markets following specific waste collection and never end up in rubbish bins.
California Proposition 65		WARNING: This product can expose you to chemicals including: Nickel compounds, which is known to the State of California to cause cancer, and Di-isodecyl phthalate (DIDP), which is known to the State of California to cause birth defects or other reproductive harm. For more information go to <a href="http://www.P65Warnings.ca.gov">www.P65Warnings.ca.gov</a>

Dimensions Drawings

Dimensions

Below drawing shows a product with 6 cut-outs. Select the number of cut-outs according to the product characteristics in order to get b, b1 and c dimensions.



(1) With mushroom head operator

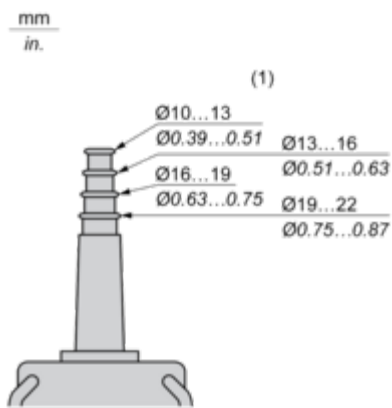
Dimensions in mm

Number of cut-outs	2	4	6	8	12
b	409	499	589	679	679
b1	220	310	400	490	490
c	98	98	98	98	98
d	40	40	40	40	30

Dimensions in in.

Number of cut-outs	2	4	6	8	12
b	16.10	19.64	23.19	26.73	26.73
b1	8.66	12.20	15.75	19.29	19.29
c	3.86	3.86	3.86	3.86	3.86
d	1.57	1.57	1.57	1.57	1.18

Protective cable sleeves

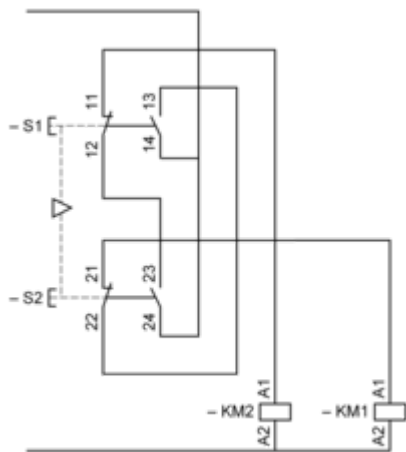


(1) Internal ø

Connections and Schema

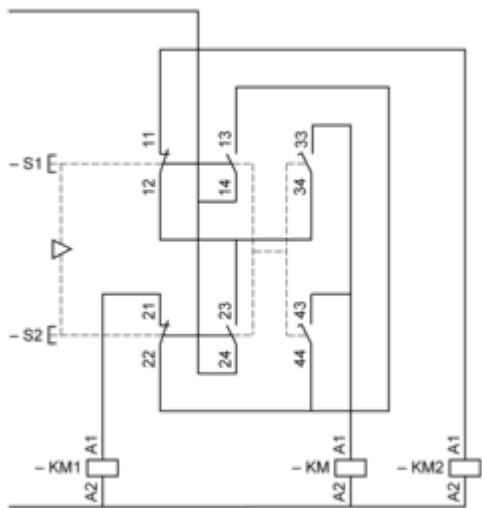
Control of Single-Speed Reversing Motor

With XESD1181 contact block, to be ordered separately



Control of 2-Speed Reversing Motor

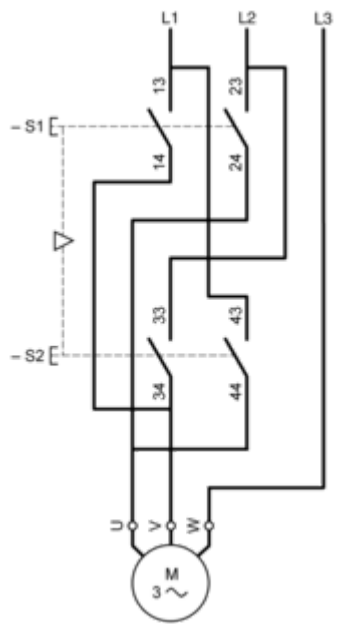
With XESD1281 contact block, to be ordered separately



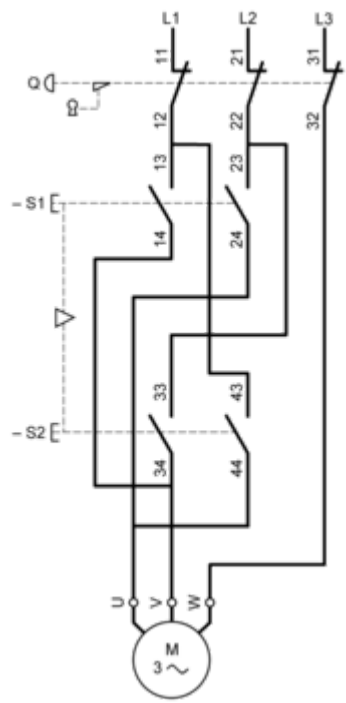
**KM** High speed contactor

Control of Single-Speed Reversing Motor 2-Phase Switching

With XESD1191 contact block, to be ordered separately



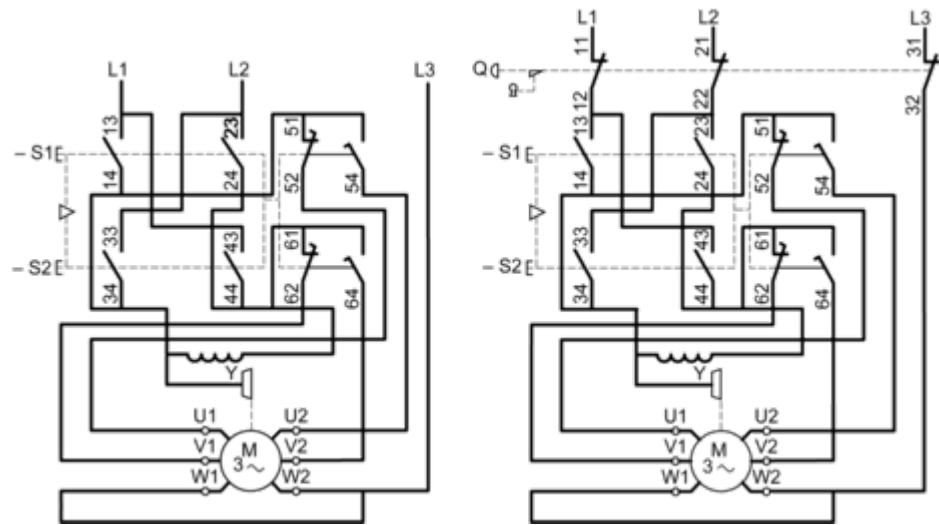
Combined with 3-pole isolating block XACS399 or XACS3991, shown in the unoperated position (pendant station “supplied”), fitted with key release trigger action latching Emergency stop operator.





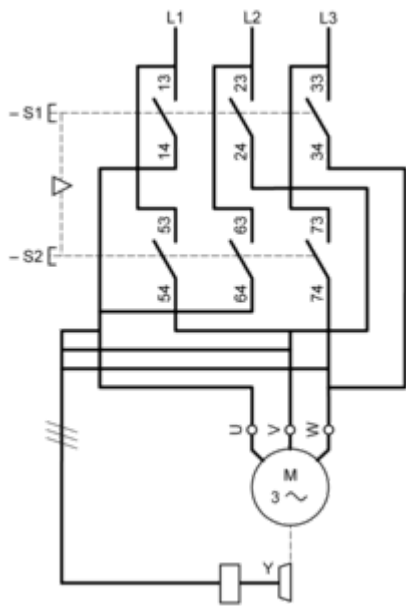
Control of 2-Speed Reversing Motor 2-Phase Switching

With XESD1291 contact block, to be ordered separately



Control of Single-Speed Reversing Motor 3-Phase switching, Reversing by 2-Phase Inversion

With XESD2201 contact block, to be ordered separately



Control of Single-Speed Reversing Motor 3-Phase switching, Reversing by 2-Phase Inversion

With XESD2241 contact block, to be ordered separately

