


Product data sheet

Specifications



Complete potentiometer, Harmony XB4, metal, 22mm, 10K

XB4BD912R10K

Product availability: Stock - Normally stocked in distribution facility

Price*: 73.58 USD

Main

Range Of Product	Harmony XB4
Product Or Component Type	Potentiometer
Device Short Name	XB4
Head Type	Standard
Device Presentation	Complete product

Complementary

Bezel Material	Chromium plated metal
Mounting Diamete	0.89 in (22.5 mm)
Product Compatibility	Ø 6 mm shaft
Sale Per Indivisible Quantity	1
Cad Overall Width	1.18 in (30 mm)
Cad Overall Height	1.85 in (47 mm)
Cad Overall Depth	3.23 in (82 mm)
Net Weight	0.21 lb(US) (0.095 kg)
Protective Treatment	TH
Ambient Air Temperature For Storage	-40...158 °F (-40...70 °C)
Ambient Air Temperature For Operation	-40...158 °F (-40...70 °C)
Electrical Shock Protection Class	Class II IEC 60536
Ip Degree Of Protection	IP66 IEC 60529 IP69 IEC 60529 IP69K IEC 60529
Nema Degree Of Protection	NEMA 13 NEMA 4X
Resistance To High Pressure Washer	1015.26 psi (7000000 Pa) 131 °F (55 °C) 0.1 m
Ik Degree Of Protection	IK06 conforming to IEC 50102
Standards	UL 508 IEC 60947-1 CSA C22.2 No 14
Product Certifications	CSA BV UL Listed
Shape Of Signaling Unit Head	Round
Operator Profile	knurled knob, with white)

Price is "List Price" and may be subject to a trade discount – check with your local distributor or retailer for actual price.

Disclaimer: This documentation is not intended as a substitute for and is not to be used for determining suitability or reliability of these products for specific user applications

[Us] Rated Supply Voltage	<= 30 V AC <= 42 V DC
Rated Power In W	1 W 158 °F (70 °C)
Precision Of Internal Conversion Resistor	+/-10%
Potentiometer Characteristic	Linear
Mechanical Durability	50000 cycles
Ohmic Value	10000 Ohm
Material	Cermet
Vibration Resistance	5 gn 2...500 Hz)IEC 60068-2-6
Shock Resistance	30 gn 18 ms) half sine wave acceleration IEC 60068-2-27 50 gn 11 ms) half sine wave acceleration IEC 60068-2-27
Main Group	Potentiometer
Group Of Product	Potentiometer knurled knob
Colour Of Marking	White

Ordering and shipping details

Category	US10CS222468
Discount Schedule	0CS2
Gtin	3606480985010
Returnability	Yes
Country Of Origin	FR

Packing Units

Unit Type Of Package 1	PCE
Number Of Units In Package 1	1
Package 1 Height	2.09 in (5.3 cm)
Package 1 Width	1.73 in (4.4 cm)
Package 1 Length	3.23 in (8.2 cm)
Package 1 Weight	3.70 oz (105 g)
Unit Type Of Package 2	S02
Number Of Units In Package 2	40
Package 2 Height	5.91 in (15 cm)
Package 2 Width	11.81 in (30 cm)
Package 2 Length	15.75 in (40 cm)
Package 2 Weight	9.96 lb(US) (4.518 kg)
Unit Type Of Package 3	P06
Number Of Units In Package 3	320
Package 3 Height	17.72 in (45 cm)
Package 3 Width	31.50 in (80 cm)
Package 3 Length	23.62 in (60 cm)
Package 3 Weight	98.71 lb(US) (44.772 kg)

Sustainability

Green Premium™ label is Schneider Electric's commitment to delivering products with best-in-class environmental performance. Green Premium promises compliance with the latest regulations, transparency on environmental impacts, as well as circular and low-CO₂ products.

Guide to assessing product sustainability is a white paper that clarifies global eco-label standards and how to interpret environmental declarations.

[Learn more about Green Premium >](#)

[Guide to assess a product's sustainability >](#)

Well-being performance



Mercury Free



Rohs Exemption Information

Yes

Reach Regulation

[REACH Declaration](#)

Eu Rohs Directive

Pro-active compliance (Product out of EU RoHS legal scope)

China Rohs Regulation

[China RoHS declaration](#)

Weee

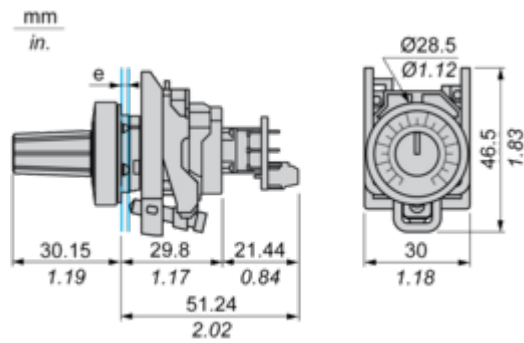
The product must be disposed on European Union markets following specific waste collection and never end up in rubbish bins.

California Proposition 65

WARNING: This product can expose you to chemicals including: Nickel compounds, which is known to the State of California to cause cancer, and Di-isodecyl phthalate (DIDP), which is known to the State of California to cause birth defects or other reproductive harm. For more information go to www.P65Warnings.ca.gov

Dimensions Drawings

Dimensions

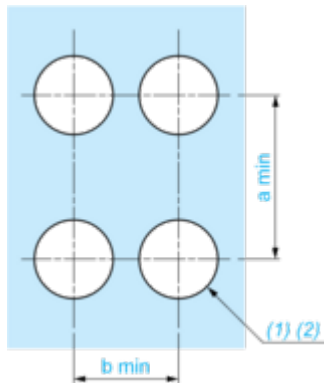


e: Panel thickness: 1 mm to 6 mm / 0.03 in. to 0.24 in

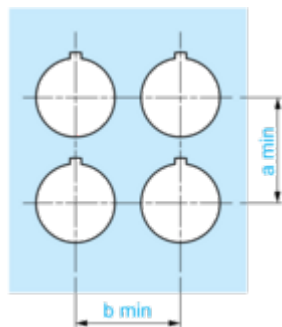
Mounting and Clearance

Panel Cut-out for Pushbuttons, Switches and Pilot Lights (Finished Holes, Ready for Installation)

Connection by Screw Terminals or Plug-in Connectors

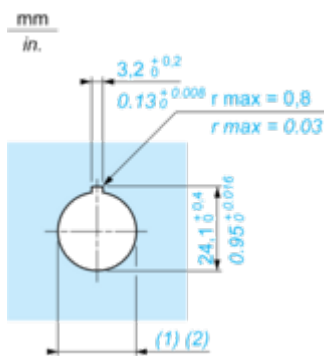


Connection by Faston Connectors



Connections	a in mm	a in in.	b in mm	b in in.
By screw clamp terminals or plug-in connector	40	1.57	30	1.18
By Faston connectors	45	1.77	32	1.26

Detail of Lug Recess



- (1) Diameter on finished panel or support
(2) Ø22.5 mm recommended (Ø22.3₀^{+0.4}) / Ø0.89 in. recommended (Ø0.88 in.₀^{+0.016})

