

# Product data sheet

Specifications



Manual overload reset push button,  
Harmony XB5, red projecting,  
22mm, for 17...120 mm actuation  
distance

XB5AL84101

Product availability: Non-Stock - Not normally stocked in  
distribution facility

Price\*: 45.50 USD

## Main

Range Of Product	Harmony XB5
Product Or Component Type	Manual overload reset push-button
Device Short Name	XB5
Bezel Material	Dark grey plastic
Fixing Collar Material	Plastic
Head Type	Standard
Mounting Diamete	0.87 in (22 mm)
Shape Of Signaling Unit Head	Round
Operator Profile	Red projecting, O white)
Activating Distance	0.67...4.72 in (17...120 mm)
Device Presentation	Complete product

## Complementary

Height	1.14 in (29 mm)
Width	1.14 in (29 mm)
Depth	4.72 in (120 mm)
Net Weight	0.06 lb(US) (0.027 kg)
Resistance To High Pressure Washer	1015.26 psi (7000000 Pa) 131 °F (55 °C) 0.1 m
Operating Travel	0.39 in (10 mm)

## Environment

Protective Treatment	TH
Ambient Air Temperature For Storage	-40...158 °F (-40...70 °C)
Ambient Air Temperature For Operation	-40...158 °F (-40...70 °C)
Electrical Shock Protection Class	Class II IEC 60536
Ip Degree Of Protection	IP66 IEC 60529
Nema Degree Of Protection	NEMA 4X
Ik Degree Of Protection	IK03 conforming to IEC 50102
Standards	EN/IEC 60947-1

Price is "List Price" and may be subject to a trade discount – check with your local distributor or retailer for actual price.

Disclaimer: This documentation is not intended as a substitute for and is not to be used for determining suitability or reliability of these products for specific user applications

Product Certifications	UL Listed
------------------------	-----------

## Ordering and shipping details

Category	US10CS222467
Discount Schedule	0CS2
Gtin	3389110102499
Returnability	No
Country Of Origin	MX

## Packing Units

Unit Type Of Package 1	PCE
Number Of Units In Package 1	1
Package 1 Height	2.17 in (5.5 cm)
Package 1 Width	5.28 in (13.4 cm)
Package 1 Length	1.77 in (4.5 cm)
Package 1 Weight	1.41 oz (40.0 g)
Unit Type Of Package 2	S03
Number Of Units In Package 2	80
Package 2 Height	11.81 in (30.0 cm)
Package 2 Width	11.81 in (30.0 cm)
Package 2 Length	15.75 in (40.0 cm)
Package 2 Weight	7.97 lb(US) (3.615 kg)

## Contractual warranty

Warranty	18 months
----------	-----------

## Sustainability





**Green Premium™ label** is Schneider Electric's commitment to delivering products with best-in-class environmental performance. Green Premium promises compliance with the latest regulations, transparency on environmental impacts, as well as circular and low-CO<sub>2</sub> products.

**Guide to assessing product sustainability** is a white paper that clarifies global eco-label standards and how to interpret environmental declarations.

[Learn more about Green Premium >](#)

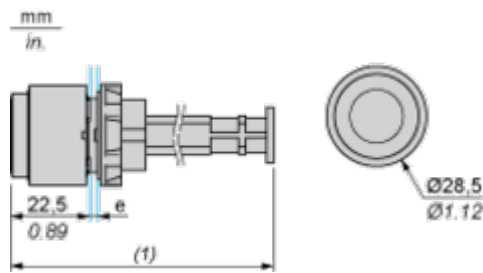
[Guide to assess a product's sustainability >](#)

## Well-being performance

	Reach Free Of Svhc	
	Toxic Heavy Metal Free	
	Mercury Free	
	Rohs Exemption Information	Yes
Reach Regulation		<a href="#">REACH Declaration</a>
Eu Rohs Directive		Pro-active compliance (Product out of EU RoHS legal scope) <a href="#">EU RoHS Declaration</a>
China Rohs Regulation		<a href="#">China RoHS declaration</a>
Weee		The product must be disposed on European Union markets following specific waste collection and never end up in rubbish bins.
California Proposition 65		WARNING: This product can expose you to chemicals including: Di-isodecyl phthalate (DIDP), which is known to the State of California to cause birth defects or other reproductive harm. For more information go to <a href="http://www.P65Warnings.ca.gov">www.P65Warnings.ca.gov</a>

Dimensions Drawings

Dimensions



e: clamping thickness: 1 to 6 mm / 0.04 to 0.24 in.

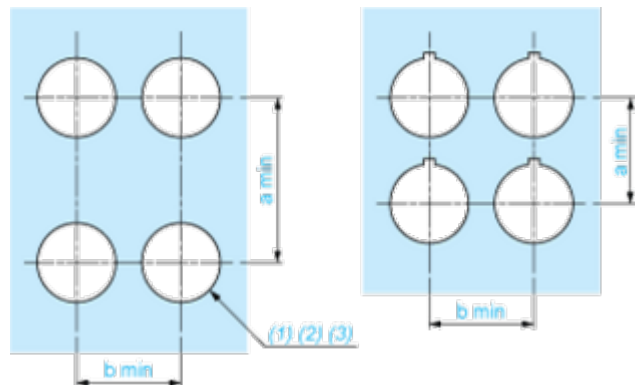
(1) Actuation distance: see table below

	Actuation distance in mm	Actuation distance in in.
XB5AL801	41 to 150	1.61 to 5.91
XB5AL802	150 to 260	5.91 to 10.24

Mounting and Clearance

Panel Cut-out for Pushbuttons, Switches and Pilot Lights (Finished Holes, Ready for Installation)

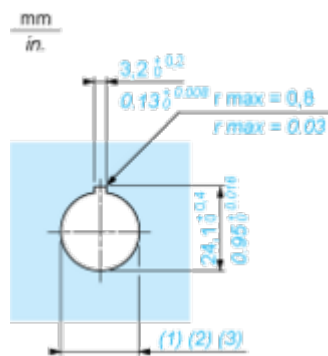
Connection by Screw Clamp Terminals or Plug-in Connectors or on Printed Circuit Board



- (1) Diameter on finished panel or support  
(2) For selector switches and Emergency stop buttons, use of an anti-rotation plate type ZB5AZ902 is recommended.  
(3) Ø22.5 mm recommended ( $\text{Ø}22.3 \begin{smallmatrix} +0.4 \\ 0 \end{smallmatrix}$ ) / Ø0.89 in. recommended ( $\text{Ø}0.88 \text{ in. } \begin{smallmatrix} +0.016 \\ 0 \end{smallmatrix}$ )

Connections	a in mm	a in in.	b in mm	b in in.
By screw clamp terminals or plug-in connector	40	1.57	30	1.18
By Faston connectors	45	1.77	32	1.26
On printed circuit board	30	1.18	30	1.18

Detail of Lug Recess



- (1) Diameter on finished panel or support  
(2) For selector switches and Emergency stop buttons, use of an anti-rotation plate type ZB5AZ902 is recommended.  
(3) Ø22.5 mm recommended ( $\text{Ø}22.3 \begin{smallmatrix} +0.4 \\ 0 \end{smallmatrix}$ ) / Ø0.89 in. recommended ( $\text{Ø}0.88 \text{ in. } \begin{smallmatrix} +0.016 \\ 0 \end{smallmatrix}$ )