

# Product datasheet

Specifications



## 24 VDC Panel mounted timer monofunction with 0.5 min..10 min delay

XB5DTB24

### Main

Range of product	Harmony XB5
product or component type	Timer
Sale per indivisible quantity	1

### Complementary

Bezel material	Plastic
Fixing collar material	Plastic
Mounting diameter	22 mm
Panel Thickness	1...6 mm
Shape of signaling unit head	Round
time delay range	0.5...10 min
time delay type	A
Repeat accuracy	+/- 0.5 %
Setting accuracy of time delay	+/- 10 % of full scale at 25 °C conforming to IEC 61812-1
Temperature drift	+/- 0.05 %/°C
Voltage drift	+/- 0.2 %/V
Protection type	Reverse polarity protection Overvoltage protection
Pollution degree	3 conforming to IEC 60664-1
Output type	Open collector PNP
Temporary permissible current	10 A for 0.01 s
Minimum switching current	10 mA
Voltage drop in closed state	3 V
Nominal rating	200 mA at 20 °C( derating 1.5 mA per °C)
Residual current in open state	0.1 mA
maximum power consumption in W	1 W
Reset time	5 ms after time delay on de-energisation 7 ms during time delay on de-energisation
Local signalling	LED green, flashing for timing in progress LED, steady for no timing in progress and output relay energised
[Us] rated supply voltage	24 V DC
Supply voltage limits	16.8...31.2 V DC

Disclaimer: This documentation is not intended as a substitute for and is not to be used for determining suitability or reliability of these products for specific user applications

Output short-circuit protection	Yes
Connections - terminals	Screw terminals 1 x 4 mm <sup>2</sup> conforming to IEC 60947-1 Screw terminals 1 x 2.5 mm <sup>2</sup> conforming to IEC 60947-1
IP degree of protection	IP65 front: conforming to IEC 60529 IP20 back: conforming to IEC 60529
Ambient air temperature for operation	-20...60 °C
Ambient air temperature for storage	-20...80 °C
Tightening torque	0.5 N.m
Dielectric strength	1500 V conforming to IEC 61812-1
[Ui] rated insulation voltage	50 V conforming to IEC 60947-1 50 V conforming to IEC 60664-1
[Uimp] rated impulse withstand voltage	4 kV conforming to IEC 60947-1 4 kV conforming to IEC 60664-1
Surge withstand	1 kV, level 2 conforming to IEC 61000-4-5
Overvoltage category	Class 3 conforming to IEC 60536 Class 3 conforming to IEC 60664-1
Vibration resistance	0.15 mm (f= 10...60 Hz) conforming to IEC 60068-2-6 2 gn (f= 60...150 Hz) conforming to IEC 60068-2-6
Shock resistance	+/- 15 gn for 11 ms (6 shocks on each axis) conforming to IEC 60068-2-27
Resistance to fast transients	2 kV class level 3 conforming to IEC 61000-4-4
Electromagnetic compatibility	Electrostatic discharge 6 kV level 3 conforming to IEC 61000-4-2 Electromagnetic emission class B conforming to IEC 55011
Resistance to electromagnetic fields	10 V/m 80 MHz...1 GHz level 3 conforming to IEC 61000-4-3 3 V/m 1.4...2 GHz level 2 conforming to IEC 61000-4-3 1 V/m 2...2.7 GHz level 1 conforming to IEC 61000-4-3
Immunity to radioelectric fields	10 V level 3 conforming to IEC 61000-4-6
Disturbance radiated/conducted	Class B conforming to EN 50022
Standards	UL 508 IEC 61812-1
Product certifications	CE UL listed
device presentation	Monolithic product
Height	62 mm
Diameter	29 mm
net weight	0.027 kg

## Packing Units

Unit Type of Package 1	PCE
Number of Units in Package 1	1
Package 1 Height	3.2 cm
Package 1 Width	3.2 cm
Package 1 Length	7.5 cm
Package 1 Weight	28.0 g
Unit Type of Package 2	S01
Number of Units in Package 2	24
Package 2 Height	15.0 cm

Package 2 Width	15.0 cm
Package 2 Length	40.0 cm
Package 2 Weight	850.0 g

# Sustainability

**Green Premium™ label** is Schneider Electric’s commitment to delivering products with best-in-class environmental performance. Green Premium promises compliance with the latest regulations, transparency on environmental impacts, as well as circular and low-CO<sub>2</sub> products.

**Guide to assessing product sustainability** is a white paper that clarifies global eco-label standards and how to interpret environmental declarations.

[Learn more about Green Premium >](#)

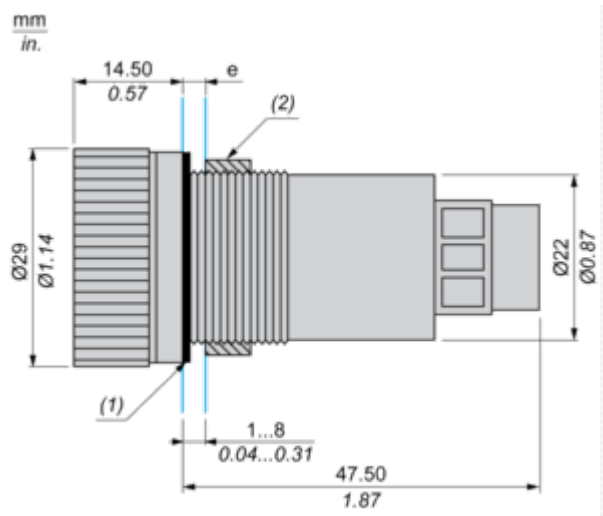
[Guide to assess a product’s sustainability >](#)

## Well-being performance

 Mercury Free	
 Rohs Exemption Information	<a href="#">Yes</a>
Reach Regulation	<a href="#">REACH Declaration</a>
Eu Rohs Directive	Pro-active compliance (Product out of EU RoHS legal scope)
China Rohs Regulation	<a href="#">China RoHS declaration</a>
Weee	The product must be disposed on European Union markets following specific waste collection and never end up in rubbish bins

Dimensions Drawings

Dimensions

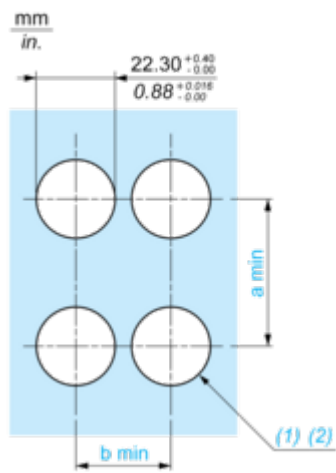


- (e) Clamping thickness: 1 mm to 6 mm / 0.03 in. to 0.24 in.  
(1) Sealing ring  
(2) Screw

Mounting and Clearance

Panel Cut-out for Analog Timer (Finished Holes, Ready for Installation)

Connection by Screw Clamp Terminals or Plug-in Connectors



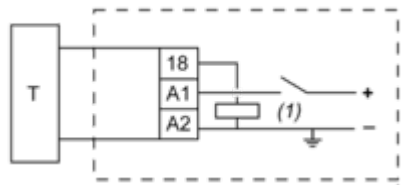
(1) Diameter on finished panel or support

(2) Ø22 mm recommended (Ø22.3 0+0.4) / Ø0.89 in. recommended (Ø0.88 in. 0+0.016)

Connections	a in mm	a in in.	b in mm	b in in.
By screw clamp terminals or plug-in connector	50	1.97	30	1.18

Connections and Schema

Wiring Diagram



T : Timer  
(1) Load  
A1 - A2 : Supply (24VDC)

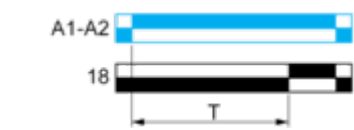
Technical Description





Function A : On Delay Timer

Description

The timing period T begins on energisation with blinking LED indication. After timing, the output (18) closes and LED goes steady

Function: Output



-  De-energised
-  Energised
-  Output open
-  Output closed
- (18) Timed output
- (A1- A2) Supply