

Product datasheet

Specifications



Illuminated monolithic push button,
Harmony XB6E, round yellow flush,
16mm, latching, 24V DC, 1CO

XB6EAF5B1P

⚠ Discontinued on: 15 Jun 2023

⚠ Discontinued

Main

Range of product	Harmony XB6E
Product or component type	Illuminated monolithic push-button
Device short name	XB6E
Bezel material	Plastic
Mounting diameter	16 mm
Sale per indivisible quantity	5
Shape of signaling unit head	Round
Type of operator	latching
Operator profile	Yellow flush
Contacts type and composition	1 C/O
Contact operation	Snap action
Connections - terminals	Faston connectors, connection size: 2.8 x 0.5 mm Soldered connectors
Contacts material	Gold-flashed silver
Light source	Integral LED
[Us] rated supply voltage	24 V DC polarised

Complementary

Height	18 mm
Width	18 mm
Depth	40 mm
Terminals description ISO n°1	(13-14-11-12)OF
Net weight	0.006 kg
Overvoltage category	II conforming to IEC 60536
Operating position	Any position
marking	CE
Operating force	1.3 N C/O changing electrical state
Mechanical durability	250000 cycles
Short-circuit protection	3 A cartridge fuse type gG
[Ith] conventional free air thermal current	3 A

Disclaimer: This documentation is not intended as a substitute for and is not to be used for determining suitability or reliability of these products for specific user applications

[Ui] rated insulation voltage	250 V (pollution degree 2) conforming to IEC 60947-1
[Uimp] rated impulse withstand voltage	2.5 kV conforming to IEC 60947-1
Electrical durability	50000 cycles, DC-12, 1 A at 30 V conforming to IEC 60947-5-1 appendix C 50000 cycles, AC-12, 0.5 A at 125 V conforming to IEC 60947-5-1 appendix C 50000 cycles, AC-12, 0.5 A at 250 V conforming to IEC 60947-5-1 appendix C
Electrical reliability	$\Lambda = 10\exp(-8)$ at 5 V and 1 mA with confidence level of 90 % conforming to IEC 60947-5-4
Signalling type	Steady
Current consumption	10 mA
Service life	50000 h

Environment

Ambient air temperature for storage	-40...70 °C
Ambient air temperature for operation	-10...55 °C
IP degree of protection	IP65 conforming to IEC 60529
Standards	JIS C 4520 IEC 60947-5-1 CSA C22.2 No 14 IEC 60947-1 JIS C 852 UL 508
product certifications	CCC cURus
Vibration resistance	1 mm (f= 5...55 Hz) conforming to IEC 60068-2-6 9 gn (f= 5...55 Hz) conforming to IEC 60068-2-6
Shock resistance	20 gn (duration = 11 ms) for half sine wave acceleration conforming to IEC 60068-2-27
Electromagnetic compatibility	Electrostatic discharge immunity test - test level: 8 kV conforming to IEC 61000-4-2

Packing Units

Unit Type of Package 1	PCE
Number of Units in Package 1	1
Package 1 Height	2.8 cm
Package 1 Width	7.3 cm
Package 1 Length	18.5 cm
Package 1 Weight	9.0 g
Unit Type of Package 2	BAG
Number of Units in Package 2	5
Package 2 Height	2.8 cm
Package 2 Width	7.3 cm
Package 2 Length	18.5 cm
Package 2 Weight	46.0 g
Unit Type of Package 3	S01
Number of Units in Package 3	50
Package 3 Height	15.0 cm
Package 3 Width	15.0 cm

Package 3 Length	40.0 cm
Package 3 Weight	685.0 g

Contractual warranty

Warranty	18 months
----------	-----------

Sustainability




Green Premium™ label is Schneider Electric’s commitment to delivering products with best-in-class environmental performance. Green Premium promises compliance with the latest regulations, transparency on environmental impacts, as well as circular and low-CO₂ products.

Guide to assessing product sustainability is a white paper that clarifies global eco-label standards and how to interpret environmental declarations.

[Learn more about Green Premium >](#)

[Guide to assess a product’s sustainability >](#)

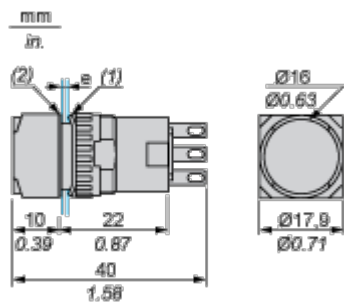
Well-being performance

	Reach Free Of Svhc	
	Mercury Free	
	Rohs Exemption Information	Yes
<hr/>		
Eu Rohs Directive		Pro-active compliance (Product out of EU RoHS legal scope)
<hr/>		
China Rohs Regulation		China RoHS declaration
<hr/>		
Weee		The product must be disposed on European Union markets following specific waste collection and never end up in rubbish bins
<hr/>		

Dimensions Drawings

Pushbutton

Circular Head



(1) Anti-rotation plate (thickness: 0.6 mm / 0.02 in.)

(2) Seal (thickness: 0.5 mm / 0.01 in.)

e panel thickness: 0.5 mm (0.01 in.) ≤ e ≤ 6 mm (0.24 in.)

Mounting and Clearance

Panel Cut-Out and Mounting

Circular or Square Head

