

Product data sheet

Specifications



round yellow illuminated pushbutton
Ø16-flush push to release 24
VDCpolarised2CO

XB6EAF5B2P

⚠ Discontinued on: Jan 23, 2021

⚠ Discontinued

Main

Range of Product	Harmony XB6E
Product or Component Type	Illuminated monolithic push-button
Device short name	XB6E
Bezel material	Plastic
Mounting diameter	0.6 in (16 mm)
Sale per indivisible quantity	5
Shape of signaling unit head	Round
Type of operator	latching
Operator profile	Yellow flush
Contacts type and composition	2 C/O
Contact operation	Snap action
Connections - terminals	Faston connectors 2.8 x 0.5 mm Soldered connectors
Contacts material	Gold-flashed silver
Light source	Integral LED
[Us] rated supply voltage	24 V DC polarised

Complementary

Height	0.7 in (18 mm)
Width	0.7 in (18 mm)
Depth	1.6 in (40 mm)
Terminals description ISO n°1	(13-14-11-12)OF (23-24-21-22)OF
Net Weight	0.013 lb(US) (0.006 kg)
Overvoltage category	II IEC 60536
Operating position	Any position
marking	CE
Operating force	1.3 N C/O changing electrical state
Mechanical durability	250000 cycles
Short-circuit protection	3 A cartridge fuse gG
[Ith] conventional free air thermal current	3 A

Price is "List Price" and may be subject to a trade discount – check with your local distributor or retailer for actual price.

Disclaimer: This documentation is not intended as a substitute for and is not to be used for determining suitability or reliability of these products for specific user applications

[Ui] rated insulation voltage	250 V 2)IEC 60947-1
[Uimp] rated impulse withstand voltage	2.5 kV IEC 60947-1
Electrical durability	50000 cycles, DC-12, 1 A 30 V IEC 60947-5-1 appendix C 50000 cycles, AC-12, 0.5 A 125 V IEC 60947-5-1 appendix C 50000 cycles, AC-12, 0.5 A 250 V IEC 60947-5-1 appendix C
Electrical reliability	$\Lambda = 10\exp(-8)$ 5 V 1 mA with confidence level of 90 % IEC 60947-5-4
Signalling type	Steady
Current Consumption	10 mA
Service life	50000 h

Environment

Ambient Air Temperature for Storage	-40...158 °F (-40...70 °C)
Ambient Air Temperature for Operation	14...131 °F (-10...55 °C)
IP degree of protection	IP65 IEC 60529
Standards	UL 508 CSA C22.2 No 14 JIS C 4520 IEC 60947-1 JIS C 852 IEC 60947-5-1
Product Certifications	cURus CCC
Vibration resistance	1 mm 5...55 Hz)IEC 60068-2-6 9 gn 5...55 Hz)IEC 60068-2-6
Shock resistance	20 gn 11 ms) half sine wave acceleration IEC 60068-2-27
Electromagnetic compatibility	Electrostatic discharge immunity test - test level: 8 kV conforming to IEC 61000-4-2

Ordering and shipping details

Category	22459-PUSHBUTTONS, 16MM
Discount Schedule	CS2
GTIN	03389110625998
Returnability	No
Country of origin	CN

Contractual warranty

Warranty	18 months
----------	-----------

Sustainability




Green Premium™ label is Schneider Electric's commitment to delivering products with best-in-class environmental performance. Green Premium promises compliance with the latest regulations, transparency on environmental impacts, as well as circular and low-CO₂ products.

Guide to assessing product sustainability is a white paper that clarifies global eco-label standards and how to interpret environmental declarations.

[Learn more about Green Premium >](#)

[Guide to assess a product's sustainability >](#)

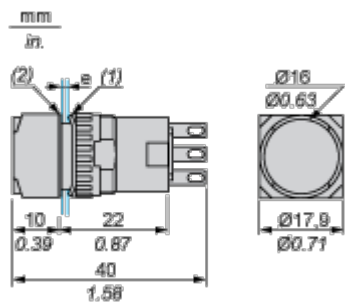
Well-being performance

	Reach Free Of Svhc	
	Mercury Free	
	Rohs Exemption Information	Yes
<hr/>		
Eu Rohs Directive		Pro-active compliance (Product out of EU RoHS legal scope)
<hr/>		
China Rohs Regulation		China RoHS declaration
<hr/>		
Weee		The product must be disposed on European Union markets following specific waste collection and never end up in rubbish bins.
<hr/>		
California Proposition 65		WARNING: This product can expose you to chemicals including: Nickel compounds, which is known to the State of California to cause cancer, and Di-isodecyl phthalate (DIDP), which is known to the State of California to cause birth defects or other reproductive harm. For more information go to www.P65Warnings.ca.gov
<hr/>		

Dimensions Drawings

Pushbutton

Circular Head



- (1) Anti-rotation plate (thickness: 0.6 mm / 0.02 in.)
- (2) Seal (thickness: 0.5 mm / 0.01 in.)
- e panel thickness: 0.5 mm (0.01 in.) ≤ e ≤ 6 mm (0.24 in.)

Mounting and Clearance

Panel Cut-Out and Mounting

Circular or Square Head

