

Product data sheet

Specifications



Illuminated monolithic push button,
Harmony XB6E, square green
pushbutton Ø 16 flush to release 12
VDCpolarised2CO

XB6ECF3J2P

! Discontinued

! Discontinued on: Feb 2, 2021

Product availability: Non-Stock - Not normally stocked in
distribution facility

Main

Range of Product	Harmony XB6E
Product or Component Type	Illuminated monolithic push-button
Device short name	XB6E
Bezel material	Plastic
Mounting diamete	0.6 in (16 mm)
Sale per indivisible quantity	5
Shape of signaling unit head	Square
Type of operator	latching
Operator profile	Green flush
Contacts type and composition	2 C/O
Contact operation	Snap action
Connections - terminals	Faston connectors 2.8 x 0.5 mm Soldered connectors
Contacts material	Gold-flashed silver
Light source	Integral LED
[Us] rated supply voltage	12 V DC polarised

Complementary

Height	0.7 in (18 mm)
Width	0.7 in (18 mm)
Depth	1.6 in (40 mm)
Terminals description ISO n°1	(13-14-11-12)OF (23-24-21-22)OF
Net Weight	0.013 lb(US) (0.006 kg)
Overvoltage category	II IEC 60536
Operating position	Any position
marking	CE
Operating force	1.3 N C/O changing electrical state
Mechanical durability	250000 cycles

Price is "List Price" and may be subject to a trade discount – check with your local distributor or retailer for actual price.

Short-circuit protection	3 A cartridge fuse gG
[Ith] conventional free air thermal current	3 A
[Ui] rated insulation voltage	250 V 2)IEC 60947-1
[Uimp] rated impulse withstand voltage	2.5 kV IEC 60947-1
Electrical durability	50000 cycles, DC-12, 1 A 30 V IEC 60947-5-1 appendix C 50000 cycles, AC-12, 0.5 A 125 V IEC 60947-5-1 appendix C 50000 cycles, AC-12, 0.5 A 250 V IEC 60947-5-1 appendix C
Electrical reliability	$\Lambda = 10\exp(-8)$ 5 V 1 mA with confidence level of 90 % IEC 60947-5-4
Signalling type	Steady
Current Consumption	20 mA
Service life	50000 h

Environment

Ambient Air Temperature for Storage	-40...158 °F (-40...70 °C)
Ambient Air Temperature for Operation	14...131 °F (-10...55 °C)
IP degree of protection	IP65 IEC 60529
Standards	UL 508 CSA C22.2 No 14 JIS C 852 IEC 60947-1 JIS C 4520 IEC 60947-5-1
Product Certifications	CCC cURus
Vibration resistance	1 mm 5...55 Hz)IEC 60068-2-6 9 gn 5...55 Hz)IEC 60068-2-6
Shock resistance	20 gn 11 ms) half sine wave acceleration IEC 60068-2-27
Electromagnetic compatibility	Electrostatic discharge immunity test - test level: 8 kV conforming to IEC 61000-4-2

Ordering and shipping details

Category	US10CS222459
Discount Schedule	0CS2
GTIN	03389110628425
Returnability	No
Country of origin	CN

Contractual warranty

Warranty	18 months
----------	-----------

Sustainability




Green Premium™ label is Schneider Electric's commitment to delivering products with best-in-class environmental performance. Green Premium promises compliance with the latest regulations, transparency on environmental impacts, as well as circular and low-CO₂ products.

Guide to assessing product sustainability is a white paper that clarifies global eco-label standards and how to interpret environmental declarations.

[Learn more about Green Premium >](#)

[Guide to assess a product's sustainability >](#)

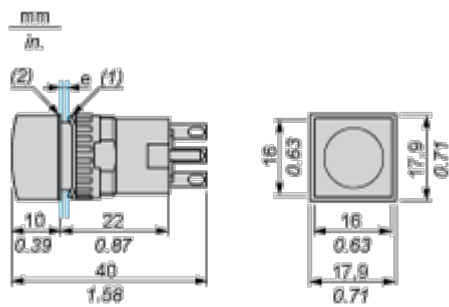
Well-being performance

 Reach Free Of Svhc	
 Mercury Free	
 Rohs Exemption Information	Yes
Reach Regulation	REACH Declaration
Eu Rohs Directive	Pro-active compliance (Product out of EU RoHS legal scope)
China Rohs Regulation	China RoHS declaration
Weee	The product must be disposed on European Union markets following specific waste collection and never end up in rubbish bins.
California Proposition 65	WARNING: This product can expose you to chemicals including: Nickel compounds, which is known to the State of California to cause cancer, and Di-isodecyl phthalate (DIDP), which is known to the State of California to cause birth defects or other reproductive harm. For more information go to www.P65Warnings.ca.gov

Dimensions Drawings

Pushbutton

Square Head



- (1) Anti-rotation plate (thickness: 0.6 mm / 0.02 in.)
- (2) Seal (thickness: 0.5 mm / 0.01 in.)
- e panel thickness: 0.5 mm (0.01 in.) ≤ e ≤ 6 mm (0.24 in.)

Mounting and Clearance

Panel Cut-Out and Mounting

Circular or Square Head

