

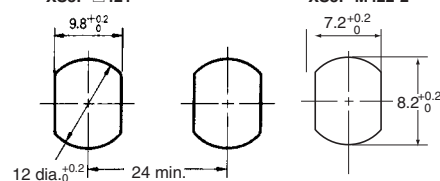
■ Ordering Information

Connection method	Panel mounting	Pin shape	Model	Minimum order
M8 screw-mounting	Front lock or rear lock	DIP pins	XS3P-M421-1	50
		Solder cup pins	XS3P-M421-2	
	Rear lock	Solder cup pins	XS3P-M422-2	
S8 snap-in	Front lock or rear lock	DIP pins	XS3P-S421-1	
		Solder cup pins	XS3P-S421-2	

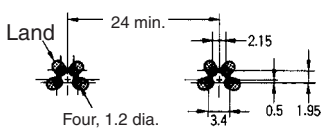
Note: Orders are accepted in multiples of the minimum order.

■ Dimensions

Panel Cutout
XS3P-□421

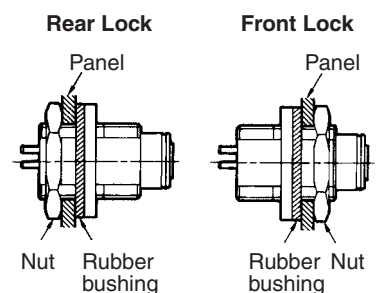


PCB-mounting Dimensions



Note: The panel thickness is 2.4 mm minimum.

Panel-mounting Dimensions



Note: The panel thickness is 1 to 3 mm.

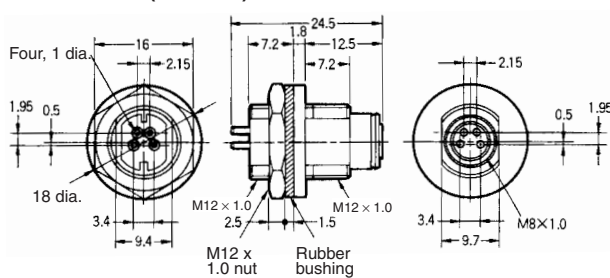
XS3P-M421-1 M8 Screw-mounting Sockets with DIP Pins

XS3P-M421-2 M8 Screw-mounting Sockets with Solder Cup Pins

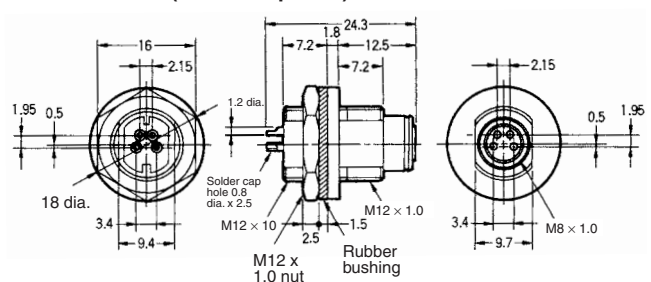
XS3P-M422-2 M8 Screw-mounting Sockets with Solder Cup Pins

■ Dimensions

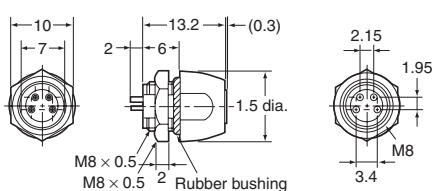
XS3P-M421-1 (DIP Pins)



XS3P-M421-2 (Solder Cup Pins)



XS3P-M422-2 (Solder Cup Pins), Rear Lock Slim Models



Mating Connectors

Item	Model
XS3P (M8)	XS3H (M8), XS3W (M8)

Note: M8 screw models and S8 snap-in models cannot be connected to each other.