

Product data sheet

Specifications



pushbutton head for harsh environment - green - with marking

ZB4BC38023

! Discontinued on: Dec 2, 2020

! End-of-service on: Dec 31, 2020

! Discontinued

Product availability: Non-Stock - Not normally stocked in distribution facility

Main

Range of Product	Harmony XB4
Product or Component Type	Head for push-button
Device short name	ZB4
Bezel material	Chromium plated metal
Head type	Standard
Mounting diameter	0.9 in (22.5 mm)
Sale per indivisible quantity	1
Cap/operator or lens colour	Green

Complementary

CAD overall width	1.5 in (37 mm)
CAD overall height	0.7 in (18.5 mm)
CAD overall depth	1.5 in (37 mm)
Net Weight	0.079 lb(US) (0.036 kg)
Electrical shock protection class	Class I IEC 61140
Shape of signaling unit head	Round
Type of operator	spring return
Operator profile	Green flush, type H023 white)
Operator additional information	Vertical mounting
Mechanical durability	10000000 cycles
Vibration resistance	5 gn 2...500 Hz)IEC 60068-2-6
Shock resistance	30 gn 18 ms) half sine wave acceleration IEC 60068-2-27
Main group	Harsh environment
Group of product	Flush marked type H023
Marking	Type H023
Colour of marking	White
Electrical composition code	C1 9 single front mounting C2 9 single and double front mounting C11 3 single front mounting C15 1 single front mounting
device presentation	Basic element

Price is "List Price" and may be subject to a trade discount – check with your local distributor or retailer for actual price.

Disclaimer: This documentation is not intended as a substitute for and is not to be used for determining suitability or reliability of these products for specific user applications

Environment

Ambient Air Temperature for Storage	-40.0000000000...185.0000000000 °F (-40...85 °C)
Ambient Air Temperature for Operation	-40.0000000000...158.0000000000 °F (-40...70 °C)
IP degree of protection	IP66 IEC 60529 IP69K IP67 IP69
NEMA degree of protection	NEMA 4 UL 508 NEMA 13 NEMA 12
Resistance to high pressure washer	0.01 psi (90 Pa) 180.5 °F (82.5 °C)
IK degree of protection	IK06 conforming to IEC 62262
Standards	CSA C22.2 IEC 60947-1 UL 508 IEC 60947-5-1
Product Certifications	CE UL CSA

Ordering and shipping details

Category	US10CS222468
Discount Schedule	0CS2
GTIN	3606480444418
Returnability	No
Country of origin	FR

Packing Units

Unit Type of Package 1	PCE
Number of Units in Package 1	1
Package 1 Height	1.48 in (3.76 cm)
Package 1 Width	1.5 in (3.7 cm)
Package 1 Length	1.5 in (3.7 cm)
Package 1 Weight	1.2 oz (33.0 g)

Contractual warranty

Warranty	18 months
----------	-----------

Sustainability



Green Premium™ label is Schneider Electric’s commitment to delivering products with best-in-class environmental performance. Green Premium promises compliance with the latest regulations, transparency on environmental impacts, as well as circular and low-CO₂ products.

Guide to assessing product sustainability is a white paper that clarifies global eco-label standards and how to interpret environmental declarations.

[Learn more about Green Premium >](#)

[Guide to assess a product’s sustainability >](#)



Transparency RoHS/REACH

Well-being performance

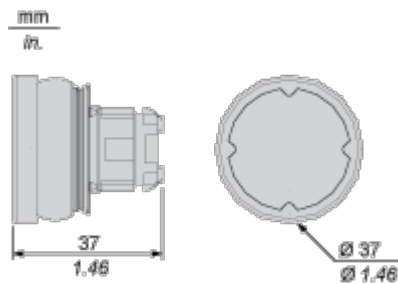
✓	Reach Free Of Svhc	
✓	Toxic Heavy Metal Free	
✓	Mercury Free	
✓	Rohs Exemption Information	Yes

Certifications & Standards

Reach Regulation	REACH Declaration
Eu Rohs Directive	Pro-active compliance (Product out of EU RoHS legal scope) EU RoHS Declaration
China Rohs Regulation	China RoHS declaration
Environmental Disclosure	Product Environmental Profile
Circularity Profile	End of Life Information
California Proposition 65	WARNING: This product can expose you to chemicals including: Di-isodecyl phthalate (DIDP), which is known to the State of California to cause birth defects or other reproductive harm. For more information go to www.P65Warnings.ca.gov

Dimensions Drawings

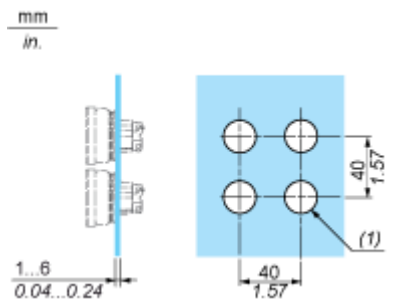
Dimensions



Mounting and Clearance

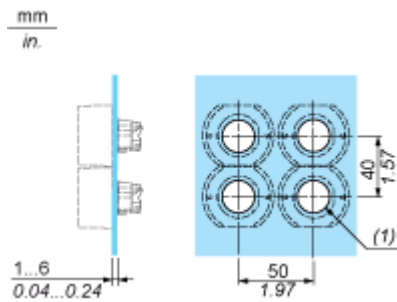
Installation on Flat Surface

Without Protective Guard



(1) Ø22.5 mm recommended ($\text{Ø}22.3_0^{+0.4}$) / Ø0.89 in. recommended ($\text{Ø}0.88_0^{+0.016}$)

With Protective Guard



(1) Ø22.5 mm recommended ($\text{Ø}22.3_0^{+0.4}$) / Ø0.89 in. recommended ($\text{Ø}0.88_0^{+0.016}$)

Technical Description

Marking Type H023



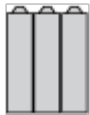
Electrical Composition Corresponding to Code C1



Electrical Composition Corresponding to Code C2

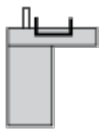


Electrical Composition Corresponding to Codes C9, C11, SF1 and SR1

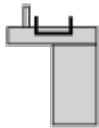


Electrical Composition Corresponding to Code C15

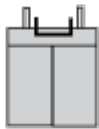
1 N/O



1 N/C



1 N/O + N/C or 1 N/O + N/O or 1 N/C + N/C



Legend

Single contact



Double contact



Light block



Possible location

